

2022

Ontario Spring Cereal Performance Trials

Data collected in 2018-2022

www.gocrops.ca



Conducted by the Ontario Cereal Crop Committee

Updated March 2023

General Information:

Cereal Performance Trials are conducted annually by the Ontario Cereal Crops Committee (OCCC). For more information about the OCCC, go to the GoCereals.ca website under “About Us”.



Spring wheat and barley trials are conducted at 8 locations. Oat trials are conducted at 7 locations. A map showing the testing area and trial locations for each crop can be found on GoCereals.ca under “Performance”. Each trial consists of three replications and is managed according to the recommendations of the Ontario Ministry of Agriculture, Food and Rural Affairs. Detailed information about the practices used and explanations of the terms can be found on GoCereals.ca under “Procedures: OCCC Trial Methods & Testing Procedures”. Trials are inspected by representatives of the OCCC after heading to ensure that they meet OCCC standards.

“Intensive” trials for spring cereals refers to trials that receive one or two applications of a foliar fungicide for the control of leaf diseases and/or Fusarium Head Blight. Fungicide treatments for spring wheat include a T1 (GS 30-31) and T3 (GS 60-65) application. Fungicide treatment for oats includes one T2 (GS 39) application. Fungicide treatment for barley may include one T3 application at head emergence (GS59). **The OCCC thanks the Grain Farmers of Ontario, BASF, Bayer and Syngenta for their financial support towards the intensive trials.**

The Yield Index reflects the performance of the variety relative to the average of the trials. Yield Indices are “Heritability Adjusted Relative Values” (HARV), which favour results from trial locations with high repeatability from rep to rep. For more information, see: [Yan, W. Use of HARV in Variety Trial Summaries](#). Index values differing by less than 3 within a column may not represent true differences in yield. Variety yield rankings may vary from year to year. Decisions are therefore best made using data with the greatest number of years.

Heading and Physiological Maturity Days vary from year to year and should only be used to indicate relative differences.

Not all traits are expressed in any given year or area. For traits not reported in a table, see other area trait tables for that crop or previous years’ performance trial reports. Head to Head comparisons on GoCereals.ca website give multi-year data for all trait characteristics.

Plant Breeders’ Rights Status;   indicates varieties protected under PBR 91 or PBR78. Visit www.pbrfacts.ca to learn more.

Abbreviations:

- Days = days from planting
- Fusarium Ratings: “Combined Fusarium Ratings” for spring wheat are based on BOTH Fusarium head blight ratings and deoxynivalenol (DON) levels from inoculated provincial trials. “DON Ratings” are based only on DON levels from inoculated provincial trials. Ratings are, MR=moderately resistant (best); MS=moderately susceptible; S=susceptible; HS=highly susceptible (worst)
- Other Ratings: For ratings 0 - 9, a high score is undesirable. Disease ratings are taken from naturally occurring infection.
- Spring Wheat Classes: hrs = hard red spring; efs = eastern feed spring; eow = (Canada Eastern Other Wheat) = does not meet quality standards for hrs; a = awned
- Barley: 2R = 2 Rowed, 6R = 6 Rowed

For more information contact:

Ellen Sparry, Performance Trial Coordinator
C&M Seeds
Office# 519-343-3126
Email: esparry@redwheat.com

Joanna Follings
Cereals Specialist, OMAFRA
63 Lorne Avenue East-Suite 2B, Stratford, ON N5A 6S4
joanna.follings@ontario.ca
Office: 519-271-8180 Cell: 519-400-7124

2022

Ontario Spring Cereal Performance Trials










Conducted by the Ontario Cereal Crop Committee ♦ www.gocereals.ca

Tables are hyperlinked – click on the table# to go directly to the desired table

<u>Table#</u>	<u>Table</u>	<u>Page#</u>
1	Spring Wheat Cumulative Yield Index	3
1a	Spring Wheat Cumulative Yield Index - Area 2 Intensive trials	4
1b	Spring Wheat Varietal Characteristics - Area 2	5
1c	Spring Wheat Cumulative Yield Index - Area 3 Intensive trials	6
1d	Spring Wheat Varietal Characteristics - Area 3	7
1e	Spring Wheat Cumulative Yield Index - Area 5 Intensive trials	8
1f	Spring Wheat Varietal Characteristics - Area 5	9
2	Spring Barley Cumulative Yield Index	10
2a	Spring Barley Varietal Characteristics - Area 2	11
2b	Spring Barley Varietal Characteristics - Area 3	12
2c	Spring Barley Varietal Characteristics - Area 5	13
3	Oat Cumulative Yield Index	14
3a	Oat Cumulative Yield Index - Area 2 Intensive trials	15
3b	Oat Cumulative Lodging Score - Area 2 Intensive trials	16
3c	Oat Varietal Characteristics - Area 2	17
3d	Oat Cumulative Yield Index - Area 3 Intensive trials	18
3e	Oat Cumulative Lodging Score - Area 3 Intensive trials	19
3f	Oat Varietal Characteristics - Area 3	20
3g	Oat Cumulative Yield Index - Area 5 Intensive trials	21
3h	Oat Cumulative Lodging Score - Area 5 Intensive trials	22
3i	Oat Varietal Characteristics - Area 5	23
4a	Spring Wheat Distributors	24
4b	Spring Barley Distributors	25
4c	Oat Distributors	26
4d	Distributor Contact Information	27



Ontario Cereal Crop Committee Performance Trials 2022

Table 1 - Spring Wheat Cumulative Yield Index¹ Summary

Cultivar	Class	Area 2					Area 3					Area 5				
		5 yr ²	4 yr	3 yr	2 yr	2022	5 yr ²	4 yr	3 yr	2 yr	2022	5 yr ²	4 yr	3 yr	2 yr	2022
Furano	HRS						96	95	93	92	97	100	100	99	95	97
MAJOR	HRS						100	100	99	100	100	102	103	101	94	90
Fuzion	HRS						96	97	98	97	98	100	99	99	100	101
Wilkin 	HRS	108	108	106	105	116	102	101	100	101	104	93	92	93	98	100
AAC Scotia 	HRS-a	97	97	97	100	95	102	102	103	104	103	111	111	112	109	108
TOPAZE	HRS-a									86	75					
Raven 	HRS-a	113	113	113	115	116	106	107	104	104	104	106	107	106	104	109
Ventry	HRS-a	105	104	104	104	107	102	101	101	100	106					
AAC Synox 	HRS-a						102	102	104	105	108	92	91	94	98	105
Maida 	HRS-a								99	98	95			109	102	97
Agora	HRS			95	95	98			100	99	98			97	100	109
AAC Harlaka	HRS-a			98	101	101			101	101	104			91	97	100
Starlite 	HRS				95	94				101	103				96	88
Arvida 	HRS				99	97				106	105				106	102
Dagon 	EFS-a						106	106	105	106	110	103	105	107	99	96
Evora 	EFS-a				86	75				102	92					
Means (t/ha)		4.56	4.61	4.47	4.82	5.45	3.76	4.00	3.86	3.93	4.12	4.09	4.27	4.23	4.31	5.02
Means (bu/ac)		68	69	66	72	81	56	60	57	59	61	61	64	63	64	75
Locations		13	12	9	6	3	13	10	7	6	3	11	8	5	3	1

Notes:







1. Values differing by less than 3 within a column may not represent true differences in yield.
2. Cultivar yield ranking may vary from year to year. Decisions are therefore best made using data with the greatest number of years.

  = PBR Status; indicates varieties protected under PBR 91 or PBR 78. Visit pbrfacts.ca to learn more.

[Return to index ..](#)

Ontario Cereal Crop Committee Performance Trials 2022

Table 1a - Spring Wheat Cumulative Yield Index¹ Area 2 Intensive

Class	Variety	4-Year Index Fungicides		3-Year Index Fungicides		2-Year Index Fungicides		2022 Index Fungicides	
		No	Yes	No	Yes	No	Yes	No	Yes
hrs	Wilkin 	106 ²	109	105	108	104	106	116	117
	AAC Scotia (awned) 	93	96	94	96	97	101	94	97
	Raven (awned) 	113	114	111	112	113	114	116	117
	Ventry (awned)	99	102	99	101	100	100	104	101
	Agora			94	98	94	98	98	95
	AAC Harlaka (awned)			96	96	99	97	102	98
	Starlite 					94	96	92	92
	Arvida 					100	106	100	106
efs	Evora (awned) 					84	95	72	84
Means (t/ha)		4.39	4.62	4.26	4.41	4.56	4.72	4.79	4.85
Means (bu/ac)		65	69	63	66	68	70	71	72
Location-Years		8		6		4		2	

¹ Values differing by less than 3 within a column may not represent true differences in yield.







² Cultivar yield rankings may vary from year to year. Decisions are therefore best made using data with the greatest number of years.

  PBR Status; indicates varieties protected under PBR 91 or PBR 78. Visit pbrfacts.ca to learn more.

[Return to Index ...](#)



Ontario Cereal Crop Committee Performance Trials 2022

Table 1b - Spring Wheat Varietal Characteristics¹, Area 2

Cultivar	Class	Fusarium Data			Years	Test Weight (kg/hL)	Protein (%)	1000 Kernel Weight (g)	Lodging (0-9) ³	Height (cm)	Heading (days)	Maturity (days)	Mildew (0-9) ³	Leaf Rust (0-9) ³	Leaf Septoria (0-9) ³	Stripe Rust (0-9) ³	Straw Yield Index
		Combined Fusarium Rating ²	DON Rating ²														
Wilkin 	HRS	HS	S	6	79.2	12.9	34.8	0.0	92	55	97	0.7	0.7	2.7	0.3	96	
AAC Scotia 	HRS-a	MS	MS	6	76.0	12.7	38.7	0.7	121	59	99	1.8	1.2	2.7	2.0	96	
Raven 	HRS-a	S	S	6	80.6	12.4	37.9	3.0	109	57	99	0.5	0.8	1.3	0.0	116	
Ventry	HRS-a	MS	MR	6	80.2	13.7	42.0	0.0	108	54	99	0.7	1.3	1.7	0.0	94	
Agora	HRS	MS	S	3	81.6	13.7	37.4	0.0	109	56	100	3.7	1.0	3.3	0.0	89	
AAC Harlaka	HRS-a	MS	MS	3	80.7	14.6	36.4	0.0	105	55	98	2.0	0.8	3.0	0.0	96	
Starlite 	HRS	HS	HS	2	79.0	13.7	35.2	0.0	109	56	98	2.2	3.2	3.7	0.0	91	
Arvida 	HRS	MR	MR	1	79.1	13.3	35.7	0.0	119	55	96	1.3	5.3	2.7	1.0	89	
Evora 	EFS-a	MR	MR	2	72.6	13.4	32.0	0.0	108	64	104	0.7	2.8	3.0	0.0	133	
Means					78.8	13.3	36.7	0.4	109	57	99	1.5	1.9	2.7	0.4	3.74 t/ha	
Locations					3	2	3	1	2	3	1	2	2	1	1	1	

Notes:










1. See Head to Head comparisons on GoCereals.ca website for multi-year data for trait characteristics.
2. MR=moderately resistant (best); MS=moderately susceptible; S=susceptible; HS=highly susceptible (worst)
3. For ratings 0-9, a high score is undesirable.

  = PBR Status; indicates varieties protected under PBR 91 or PBR 78. Visit pbrfacts.ca to learn more.

[Return to index..](#)



Ontario Cereal Crop Committee Performance Trials 2022

Table 1c - Spring Wheat Cumulative Yield Index¹ Area 3 Intensive

Class	Variety	5-Year Index Fungicides		4-Year Index Fungicides		3-Year Index Fungicides		2-Year Index Fungicides		2022 Index Fungicides	
		No	Yes	No	Yes	No	Yes	No	Yes	No	Yes
hrs	Furano	102 ²	107	102	107	102	109	103	113	108	117
	MAJOR	96	101	98	102	95	100	97	102	98	101
	Fuzion	93	97	94	98	95	99	93	98	89	94
	Wilkin 	98	103	95	102	95	103	95	104	98	109
	AAC Scotia (awned) 	98	105	98	105	97	106	98	109	98	110
	TOPAZE (awned)							81	98	68	96
	Raven (awned) 	103	106	102	104	100	103	98	102	93	103
	Ventry (awned)	96	99	95	97	98	99	95	97	98	100
	AAC Synox (awned) 	100	104	100	104	101	105	100	106	105	109
	Maida (awned) 					98	111	95	116	87	118
	Agora					96	101	91	99	85	95
	AAC Harlaka (awned)					100	102	101	105	107	109
	Starlite 							92	98	90	96
	Arvida 							103	109	108	119
efs	Dagon (awned) 	101	108	102	109	101	109	103	114	106	121
	Evora (awned) 							89	97	80	85
Means (t/ha)		4.90	5.22	4.91	5.24	4.57	4.94	5.12	5.63	4.70	5.23
Means (bu/ac)		73	78	73	78	68	73	76	84	70	78
Location-Years		5		4		3		2		1	










¹ Values differing by less than 3 within a column may not represent true differences in yield.

² Cultivar yield rankings may vary from year to year. Decisions are therefore best made using data with the greatest number of years.

  PBR Status; indicates varieties protected under PBR 91 or PBR 78. Visit pbrfacts.ca to learn more.



Ontario Cereal Crop Committee Performance Trials 2022

Table 1d - Spring Wheat Varietal Characteristics¹, Area 3

Cultivar	Class	Fusarium Data			1000										
		Combined Fusarium Rating ²	DON Rating ²	Years	Test Weight (kg/hL)	Protein (%)	Kernel Weight (g)	Lodging (0-9) ³	Height (cm)	Heading (days)	Maturity (days)	Mildew (0-9) ³	Leaf Rust (0-9) ³	Leaf Septoria (0-9) ³	Straw Yield Index
Furano	HRS	MS	MS	6	78.4	14.1	34.7	1.8	112	59	93	4.5	1.8	3.7	91
MAJOR	HRS	MR	MS	6	77.9	14.5	36.1	0.3	112	61	91	2.2	0.8	3.2	100
Fuzion	HRS	MS	MS	6	76.3	14.0	33.5	4.5	118	56	88	2.7	2.2	4.8	106
Wilkin 	HRS	HS	S	6	74.4	13.5	31.3	1.8	90	53	89	2.5	2.5	4.8	91
AAC Scotia 	HRS-a	MS	MS	6	75.6	13.4	36.9	5.7	115	57	89	2.8	2.0	4.8	101
TOPAZE	HRS-a	S	S	6	75.4	13.7	29.6	1.8	112	60	94	3.8	3.8	4.2	103
Raven 	HRS-a	S	S	6	76.9	13.4	34.7	5.2	105	56	92	2.5	2.3	4.3	118
Ventry	HRS-a	MS	MR	6	77.5	14.4	36.6	1.8	108	52	88	2.3	1.5	4.8	94
AAC Synox 	HRS-a	MR	MR	5	79.9	14.2	33.7	4.0	107	54	88	2.2	1.3	4.3	89
Maida 	HRS-a	S	S	3	77.4	13.5	33.6	2.5	115	59	94	3.0	2.7	4.5	115
Agora	HRS	MS	S	3	77.9	14.4	33.4	3.2	110	54	91	2.0	2.8	4.5	102
AAC Harlaka	HRS-a	MS	MS	3	78.5	14.8	35.8	2.7	109	53	87	2.7	1.3	4.7	92
Starlite 	HRS	HS	HS	2	78.5	14.3	36.9	1.5	111	55	87	3.3	3.5	4.2	113
Arvida 	HRS	MR	MR	1	78.2	13.6	35.4	2.3	118	53	88	2.8	2.8	4.5	88
Dagon 	EFS-a	MS	S	6	76.9	13.3	30.4	1.8	100	57	91	3.0	1.3	4.3	91
Evora 	EFS-a	MR	MR	2	76.3	14.4	33.4	7.0	116	62	93	3.0	1.8	5.3	104
Means					77.2	14.0	34.1	3.0	110	56	90	2.8	2.2	4.4	5.12 t/ha
Locations					3	3	3	2	3	3	1	2	2	2	1

Notes:









1. See Head to Head comparisons on GoCereals.ca website for multi-year data for trait characteristics.
2. MR=moderately resistant (best); MS=moderately susceptible; S=susceptible; HS=highly susceptible (worst)
3. For ratings 0-9, a high score is undesirable.

  = PBR Status; indicates varieties protected under PBR 91 or PBR 78. Visit pbrfacts.ca to learn more.

[Return to Index ...](#)

Ontario Cereal Crop Committee Performance Trials 2022

Table 1e - Spring Wheat Cumulative Yield Index¹ Area 5 Intensive

Class	Variety	5-Year Index Fungicides		4-Year Index Fungicides		3-Year Index Fungicides		2-Year Index Fungicides		2022 Index Fungicides	
		No	Yes	No	Yes	No	Yes	No	Yes	No	Yes
hrs	Furano	95 ²	103	94	103	90	103	86	100	92	100
	MAJOR	100	103	99	103	95	103	87	99	86	98
	Fuzion	96	103	94	102	91	102	91	106	96	109
	Wilkin 	89	94	89	96	88	97	94	106	95	109
	AAC Scotia (awned) 	112	121	111	121	110	126	105	124	102	115
	Raven (awned) 	103	105	103	104	100	104	97	103	103	106
	AAC Synox (awned) 	92	91	92	91	94	95	97	99	100	101
	Maida (awned) 					110	114	98	109	92	107
	Agora					94	99	97	104	103	111
	AAC Harlaka (awned)					88	93	91	100	95	102
	Starlite 							93	100	84	96
	Arvida 							103	115	96	112
efs	Dagon (awned) 	101	104	102	105	100	106	93	102	91	99
Means (t/ha)		4.01	4.2	4.35	4.56	4.42	4.82	4.7	5.32	5.02	5.68
Means (bu/ac)		60	62	65	68	66	72	70	79	75	85
Location-Years		5		4		3		2		1	

¹ Values differing by less than 3 within a column may not represent true differences in yield.









² Cultivar yield rankings may vary from year to year. Decisions are therefore best made using data with the greatest number of years.

  PBR Status; indicates varieties protected under PBR 91 or PBR 78. Visit pbrfacts.ca to learn more.

[Return to Index ...](#)



Ontario Cereal Crop Committee Performance Trials 2022

Table 1f - Spring Wheat Varietal Characteristics¹, Area 5

Cultivar	Class ¹	Fusarium Data			Test Weight (kg/hL)	Protein (%)	1000 Kernel Weight (g)	Height (cm)	Heading (days)	Maturity (days)	Barley Yellow Dwarf Virus (0-9) ³	Straw Yield Index
		Combined Fusarium Rating ²	DON Rating ²	Years								
Furano	HRS	MS	MS	6	67.2	13.4	32.6	106	59	93	1.7	77
MAJOR	HRS	MR	MS	6	66.4	13.6	31.5	108	63	95	3.3	96
Fuzion	HRS	MS	MS	6	74.0	13.3	35.7	115	56	88	1.0	98
Wilkin 	HRS	HS	S	6	73.6	12.9	28.6	92	53	90	1.7	91
AAC Scotia 	HRS-a	MS	MS	6	75.9	12.4	38.7	116	58	92	1.7	95
Raven 	HRS-a	S	S	6	75.9	12.5	37.4	100	57	94	1.0	101
AAC Synox 	HRS-a	MR	MR	5	79.2	13.8	33.6	104	56	91	1.0	113
Maida 	HRS-a	S	S	3	74.3	13.4	35.1	108	60	96	3.0	121
Agora	HRS	MS	S	3	77.9	13.6	33.2	107	53	94	1.0	104
AAC Harlaka	HRS-a	MS	MS	3	78.5	14.3	34.6	107	54	85	1.0	106
Starlite 	HRS	HS	HS	2	75.6	14.9	34.3	105	55	85	1.7	113
Arvida 	HRS	MR	MR	1	77.4	13.4	33.6	108	54	84	1.0	99
Dagon 	EFS-a	MS	S	6	75.1	12.7	32.2	94	60	94	2.3	85
Means					74.7	13.4	33.9	105	57	91	1.6	4.94 t/ha
Locations					1	1	1	1	1	1	1	1

Notes:















1. See Head to Head comparisons on GoCereals.ca website for multi-year data for trait characteristics.
2. MR=moderately resistant (best); MS=moderately susceptible; S=susceptible; HS=highly susceptible (worst)
3. For ratings 0-9, a high score is undesirable.

  = PBR Status; indicates varieties protected under PBR 91 or PBR 78. Visit pbrfacts.ca to learn more.



[Return to Index ...](#)

Ontario Cereal Crop Committee Performance Trials 2022

Table 2. Spring Barley Cumulative Yield Index¹ Summary









Cultivar	Area 2					Area 3					Area 5				
	5 yr ²	4 yr	3 yr	2 yr	2022	5 yr ²	4 yr	3 yr	2 yr	2022	5 yr ²	4 yr	3 yr	2 yr	2022
2 Rowed															
Bornholm	102	101	101	99	97	99	97	97	97	101		99	100	101	98
Corzo 						98	97	96	95	97	94	94	91	89	86
AAC Synergy 			99	102	99	94	95	95	95	94		100	99	97	98
Esmá 			104	104	109			98	96	98			110	107	113
KWS Kellie 			88	86	87			84	79	69					
Elegancia 									93	95				91	90
Claymore 					93					80					93
6 Rowed															
Dignity	100	102	104	104	103	98	100	99	97	100					
OCEANIK						105	102	102	102	99	102	103	101	103	106
Harmony						108	106	107	108	106	95	92	91	88	74
Amberly	103	102	102	101	102	104	105	105	105	104	106	104	106	108	108
HY 621-6R	102	101	103	102	101	102	100	101	103	104		98	102	107	107
Chambly						106	105	107	108	109	100	100	103	102	98
AAC Vitality 	101	101	101	101	100	106	107	107	105	102	107	108	109	108	110
AAC Montrose 											98	98	94	101	104
Baden	105	105	106	104	103	107	107	107	106	104	102	102	104	104	104
DS8126RB	111	111	112	113	113	112	111	114	113	111		108	105	107	114
AAC Bloomfield 						96	98	97	98	100	104	104	103	106	108
Doriane 							107	108	107	108		106	104	108	106
Rafale			102	103	102		101	101	106	107		99	101	100	99
Ariber 					102			104	106	105			112	112	109
Massy 			101	99	97			105	106	102					99
Tsunami 			103	102					104	108				100	96
Celesta 										103					87
Means (t/ha)	4.79	5.03	4.94	5.34	6.26	4.78	5.27	5.03	5.31	5.81	5.39	5.74	6.06	6.96	7.07
Means (bu/ac)	89	94	92	99	116	89	98	94	99	108	100	107	113	129	132
Locations	14	12	9	6	3	12	9	6	5	3	9	7	4	2	1

Notes:

1. Values differing by less than 3 within a column may not represent true differences in yield.
 2. Cultivar yield ranking may vary from year to year. Decisions are therefore best made using data with the greatest number of years
-   = PBR Status; indicates varieties protected under PBR 91 or PBR 78. Visit pbrfacts.ca to learn more.


Ontario Cereal Crop Committee Performance Trials 2022

Table 2a - Spring Barley Varietal Characteristics¹, Area 2

Cultivar	Class	Test Weight (kg/hL)	1000 Kernel Weight (g)	Height (cm)	Lodging (0-9) ²	Heading (days)	Leaf Rust (0-9) ²	Net Blotch (0-9) ²	Spot Blotch (0-9) ²	Straw Yield Index
Bornholm	2R	71.2	51.1	71	0.0	51	2.0	0.0	2.5	66
AAC Synergy 	2R	66.0	47.8	74	0.3	55	1.0	0.3	1.0	86
Esma 	2R	66.8	54.1	63	0.0	56	0.5	0.3	4.0	73
KWS Kellie 	2R	59.7	42.0	61	7.0	57	0.0	7.2	0.0	68
Claymore 	2R	66.1	45.6	74	0.0	57	3.0	1.5	0.0	106
Dignity	6R	65.8	46.2	84	0.0	52	5.0	0.0	1.0	97
Amberly	6R	65.1	47.7	89	1.3	55	3.5	1.0	0.0	138
HY 621-6R	6R	65.2	47.5	83	1.0	49	0.0	0.5	1.5	98
AAC Vitality 	6R	61.3	43.5	87	4.3	55	2.5	2.5	0.0	103
Baden	6R	65.3	40.8	68	0.7	51	4.0	1.8	0.0	100
DS8126RB	6R	65.5	46.3	80	1.7	52	4.0	0.0	2.0	117
Rafale	6R	67.6	44.6	91	0.7	53	1.5	1.8	0.0	96
Ariber 	6R	62.5	46.4	82	3.3	54	1.0	1.3	0.0	88
Massy 	6R	65.1	45.9	89	0.3	53	3.5	2.5	0.0	123
Tsunami 	6R	64.8	45.6	88	1.3	54	3.0	1.3	2.5	141
Means		65.2	46.3	79	1.5	54	2.3	1.4	1.0	3.12 t/ha
Locations		3	3	3	1	3	1	2	1	1

Notes:














1. See Head to Head comparisons on GoCereals.ca website for multi-year data for trait characteristics.
2. For ratings 0-9, a high score is undesirable.

  PBR Status; indicates varieties protected under PBR 91 or PBR 78. Visit pbrfacts.ca to learn more.

[Return to Index ...](#)

Ontario Cereal Crop Committee Performance Trials 2022

Table 2b - Spring Barley Varietal Characteristics¹, Area 3

Cultivar	Class	Test Weight (kg/hL)	1000 Kernel Weight (g)	Height (cm)	Lodging (0-9) ²	Heading (days)	Maturity (days)	Straw Yield Index
Bornholm	2R	69.6	47.6	69	2.9	54	87	84
Corzo 	2R	66.5	50.9	79	3.1	55	89	122
AAC Synergy 	2R	60.2	42.7	73	2.7	57	89	102
Esma 	2R	63.9	45.7	64	2.9	56	87	76
KWS Kellie 	2R	57.7	39.0	59	2.4	60	87	89
Elegancia 	2R	64.7	51.3	92	3.2	54	89	128
Claymore 	2R	61.4	40.8	73	2.9	59	88	101
Dignity	6R	63.9	41.0	82	2.3	54	89	80
OCEANIK	6R	60.8	42.4	87	2.6	55	88	99
Harmony	6R	62.1	45.0	96	3.3	56	90	133
Amberly	6R	63.2	46.5	91	2.8	58	93	93
HY 621-6R	6R	64.1	45.4	80	3.3	50	88	75
Chambly	6R	62.2	45.3	83	2.6	55	89	87
AAC Vitality 	6R	60.0	40.8	83	3.7	56	91	125
Baden	6R	63.9	37.1	69	2.8	53	88	99
DS8126RB	6R	63.6	43.6	81	3.0	55	89	73
AAC Bloomfield 	6R	61.1	43.6	87	4.3	53	91	97
Doriane 	6R	62.2	46.2	88	2.6	60	91	103
Rafale	6R	65.6	42.8	86	2.3	54	89	91
Ariber 	6R	59.8	42.3	82	2.8	55	89	96
Massy 	6R	63.3	42.3	91	2.8	56	89	115
Tsunami 	6R	63.2	44.3	90	2.7	56	91	129
Celesta 	6R	63.1	42.7	87	2.6	59	90	103
Means		62.9	43.9	81	2.9	56	89	4.39 t/ha
Locations		3	3	3	3	3	1	1

Notes:














1. See Head to Head comparisons on GoCereals.ca website for multi-year data for trait characteristics.
2. For ratings 0-9, a high score is undesirable.

  = PBR Status; indicates varieties protected under PBR 91 or PBR 78. Visit pbrfacts.ca to learn more.

[Return to Index ...](#)

Ontario Cereal Crop Committee Performance Trials 2022

Table 2c - Spring Barley Varietal Characteristics¹, Area 5

Cultivar	Class	1000					Barley		Straw Yield Index
		Test Weight (kg/hL)	Kernel Weight (g)	Height (cm)	Lodging (0-9) ²	Heading (days)	Maturity (days)	Yellow Dwarf Virus (0-9) ²	
Bornholm	2R	70.4	49.4	72	0.0	56	81	1.0	111
Corzo 	2R	67.2	50.4	92	2.7	56	86	1.0	133
AAC Synergy 	2R	65.1	44.5	87	0.3	57	86	1.0	114
Esma 	2R	64.6	48.8	68	0.0	58	89	1.0	87
Elegancia 	2R	66.7	53.5	94	0.7	54	88	1.0	128
Claymore 	2R	64.3	42.2	82	0.0	59	88	1.0	120
OCEANIK	6R	62.2	45.4	87	0.0	57	83	1.7	100
Harmony	6R	59.9	41.0	97	0.0	57	86	2.3	105
Amberly	6R	63.6	46.2	103	0.0	59	93	1.0	101
HY 621-6R	6R	65.0	48.7	81	0.3	52	83	1.0	78
Chambly	6R	63.0	46.4	89	0.0	55	85	1.0	107
AAC Vitality 	6R	61.8	44.3	98	2.0	58	89	1.7	108
AAC Montrose 	6R	61.9	45.0	100	0.0	56	86	1.7	92
Baden	6R	63.0	39.3	68	0.0	56	84	1.0	62
DS8126RB	6R	64.9	45.5	87	1.7	56	87	1.0	95
AAC Bloomfield 	6R	63.7	47.5	93	1.7	55	91	1.0	91
Doriane 	6R	62.5	41.4	100	0.0	59	90	2.3	93
Rafale	6R	64.3	44.3	94	0.0	54	86	2.3	95
Ariber 	6R	62.6	46.6	91	0.7	58	88	1.0	95
Massy 	6R	64.0	46.2	97	0.0	58	85	1.7	106
Tsunami 	6R	61.7	43.0	90	0.0	58	86	1.7	87
Celesta 	6R	63.2	39.9	92	0.0	59	86	3.0	91
Means		63.9	45.4	89	0.5	57	87	1.4	3.84 t/ha
Locations		1	1	1	1	1	1	1	1

Notes:










1. See Head to Head comparisons on GoCereals.ca website for multi-year data for trait characteristics.
2. For ratings 0-9, a high score is undesirable.

  = PBR Status; indicates varieties protected under PBR 91 or PBR 78. Visit pbrfacts.ca to learn more.

[Return to Index ...](#)

Ontario Cereal Crop Committee Performance Trials 2022

Table 3. Oat Cumulative Yield Index¹ Summary

Cultivar	Area 2					Area 3					Area 5				
	5 yr ²	4 yr	3 yr	2 yr	2022	5 yr ²	4 yr	3 yr	2 yr	2022	5 yr ²	4 yr	3 yr	2 yr	2022
Hulled															
OAC Markdale	84	85	87	90	97	93	91	89	87	85					
RC Amaze	97	98	100	96	103	101	97	96	96	106					
Avatar						87	82	83	79	62					
Hidalgo											96	93	92	98	97
AAC Bullet	95	93	95	90	97	95	94	89	88	86					
CDC Orrin 			98	97	92	107	103	100	98	94	99	95	95	92	84
AAC Richmond	94	92	93	92	89	94	96	96	95	82	107	106	105	104	103
AAC Oaklin	88	86	88	83	88	94	91	85	84	82	96	96	94	92	99
Akina 											103	101	99	97	94
AAC Nicolas 											103	103	106	107	104
Kalio 							102	103	103	106	99	100	100	103	101
CDC Arborg 												99	96	99	87
AAC Chandler 												104	105	102	106
AAC Stature 		113	105	107	101			103	104	117					
AAC Reid 		125	123	121	116			119	123	134					
Alise								94	93	84			99	96	92
Orford			101	99	93			107	108	111			96	96	95
Nika 									106	105				104	109
Mistral														101	111
Means (t/ha)	3.95	4.11	4.16	4.54	5.34	3.80	4.13	3.93	4.01	3.76	5.07	5.36	5.22	5.41	7.12
Means (bu/ac)	104	108	109	119	140	100	108	103	105	99	133	141	137	142	187
Locations	14	12	9	6	3	9	7	5	4	2	11	8	5	3	1

Notes:

1. Values differing by less than 3 within a column may not represent true differences in yield.
2. Cultivar yield ranking may vary from year to year. Decisions are therefore best made using data with the greatest number of years

Rust races have overcome genetic resistance in the past 13 years, with some varieties being significantly impacted.






PBR Status; indicates varieties protected under PBR 91 or PBR 78. Visit pbrfacts.ca to learn more.

[Return to Index ...](#)

Ontario Cereal Crop Committee Performance Trials 2022

Table 3a - Oat Cumulative Yield Index¹ Area 2 Intensive

Hull Colour	Variety	5-Year Index Fungicides		4-Year Index Fungicides		3-Year Index Fungicides		2-Year Index Fungicides		2022 Index Fungicides	
		No	Yes	No	Yes	No	Yes	No	Yes	No	Yes
white	OAC Markdale	82 ²	98	80	97	80	97	83	104	88	106
	RC Amaze	94	112	93	114	97	116	90	110	98	115
	AAC Bullet	91	112	90	113	93	114	85	111	90	113
	CDC Orrin 					90	107	88	111	78	102
	AAC Richmond	89	105	88	105	90	107	87	107	83	108
	AAC Oaklin	85	106	83	107	86	107	77	104	82	108
	AAC Stature 			97	107	91	103	92	103	91	101
	AAC Reid 			111	117	111	116	105	113	104	117
	Orford					94	107	91	109	83	103
Means (t/ha)		4.08	4.81	4.19	4.98	4.20	4.96	4.64	5.65	5.28	6.42
Means (bu/ac)		107	126	110	131	110	130	122	148	139	169
Location-Years		9		8		6		4		2	

¹ Values differing by less than 3 within a column may not represent true differences in yield.

² Cultivar yield rankings may vary from year to year. Decisions are therefore best made using data with the greatest number of years.




Rust races have overcome genetic resistance in the past 13 years, with some varieties being significantly impacted.



= PBR Status; indicates varieties protected under PBR 91 or PBR 78. Visit pbrfacts.ca to learn more.

[Return to Index ...](#)

Ontario Cereal Crop Committee Performance Trials 2022
Table 3b - Oat Cumulative Lodging Score¹, Area 2 Intensive

Hull Colour	Variety	5-Year Lodging Score Fungicides		4-Year Lodging Score Fungicides		3-Year Lodging Score Fungicides		2-Year Lodging Score Fungicides		2022 Lodging Score Fungicides	
		No	Yes	No	Yes	No	Yes	No	Yes	No	Yes
		white	OAC Markdale	4.3 ²	1.6	4.9	1.8	4.5	2.2	3.4	1.2
	RC Amaze	4.4	1.2	4.2	1.0	3.0	0.8	1.5	0.2	3.0	0.3
	AAC Bullet	4.1	1.2	4.6	1.3	4.3	1.5	3.7	1.1	5.2	1.8
	CDC Orrin 					4.0	2.0	3.3	1.4	4.8	2.5
	AAC Richmond	4.9	2.9	5.5	3.4	5.7	4.1	4.8	3.5	6.8	4.5
	AAC Oaklin	5.8	1.4	6.2	1.3	6.2	1.5	5.8	1.1	6.7	2.2
	AAC Stature 			3.6	2.5	4.0	3.3	2.9	2.4	5.5	4.8
	AAC Reid 			2.1	1.3	2.9	1.7	2.3	1.3	4.2	2.7
	Orford					3.7	3.4	2.5	2.3	4.2	3.5
Means		4.0	1.9	4.3	2.0	4.1	2.4	3.1	1.6	4.4	2.4
Location-Years		8		7		5		4		2	

¹ Lodging scores range from 0 to 9. A high score is undesirable




² Cultivar lodging rankings may vary from year to year. Decisions are therefore best made using data with the greatest number of years.



PBR Status; indicates varieties protected under PBR 91 or PBR78. Visit pbrfacts.ca to learn more.

Ontario Cereal Crop Committee Performance Trials 2022

Table 3c - Oat Varietal Characteristics¹, Area 2

Cultivar	Hull Colour	1000					Lodging (0-9) ²	Crown Rust (0-9) ²	Leaf Septoria (0-9) ²	Straw Yield Index
		Test Weight (kg/hL)	Kernel Weight (g)	Heading (days)	Height (cm)	Heading Height (cm)				
OAC Markdale	white	44.4	31.6	56	117	5.2	6.2	6.0	99	
RC Amaze	white	45.2	32.1	53	104	3.0	6.2	5.3	96	
AAC Bullet	white	42.5	32.3	58	112	5.2	5.9	4.7	97	
CDC Orrin 	white	41.1	32.0	60	120	4.8	5.0	5.0	110	
AAC Richmond	white	40.7	29.4	66	127	6.8	5.1	2.7	110	
AAC Oaklin	white	42.3	30.8	59	115	6.7	6.4	5.7	85	
AAC Stature 	white	46.7	31.2	58	95	5.5	4.0	5.7	79	
AAC Reid 	white	46.2	34.4	60	123	4.2	2.1	3.7	126	
Orford	white	43.1	29.1	62	118	4.2	4.0	4.0	99	
Means		43.6	31.4	59	114	5.1	5.0	4.7	4.05 t/ha	
Locations		3	3	3	2	2	3	1	1	

Notes:

1. See Head to Head comparisons on GoCereals.ca website for multi-year data for trait characteristics.
2. For ratings 0-9, a high score is undesirable.








= PBR Status; indicates varieties protected under PBR 91 or PBR 78. Visit pbrfacts.ca to learn more.

[Return to Index ...](#)

Ontario Cereal Crop Committee Performance Trials 2022

Table 3d - Oat, Cumulative Yield Index¹ Area 3 Intensive

Hull Colour	Variety	5-Year Index		4-Year Index		3-Year Index		2-Year Index		2022 Index	
		Fungicides		Fungicides		Fungicides		Fungicides		Fungicides	
		No	Yes	No	Yes	No	Yes	No	Yes	No	Yes
white	OAC Markdale	83 ²	99	79	100	78	98	68	100	58	105
	RC Amaze	87	110	84	112	83	116	77	126	80	146
	Avatar	82	103	77	103	77	100	66	99	40	87
	AAC Bullet	88	104	85	106	81	105	77	110	67	120
	CDC Orrin 	95	107	93	109	88	108	77	108	63	104
	AAC Richmond	89	106	87	108	87	106	78	106	56	105
	AAC Oaklin	83	102	79	103	74	100	69	106	61	116
	Kalio 			97	109	94	109	88	114	81	126
	AAC Stature 					94	108	91	117	97	138
	AAC Reid 					109	121	111	131	113	146
	Alise					86	107	80	112	60	110
	Orford					98	110	95	114	93	115
	Nika 							94	122	84	135
Means (t/ha)		4.07	4.83	4.20	5.11	4.05	4.98	4.27	5.71	3.43	5.55
Means (bu/ac)		107	127	110	134	106	131	112	150	90	146
Location-Years		5		4		3		2		1	

¹ Values differing by less than 3 within a column may not represent true differences in yield.

² Cultivar yield rankings may vary from year to year. Decisions are therefore best made using data with the greatest number of years.

Rust races have overcome genetic resistance in the past 13 years, with some varieties being significantly impacted.








PBR Status; indicates varieties protected under PBR 91 or PBR 78. Visit pbrfacts.ca to learn more.

[Return to Index ...](#)

Ontario Cereal Crop Committee Performance Trials 2022

Table 3e - Oat Cumulative Lodging Score¹, Area 3 Intensive

Hull Colour	Variety	4-Year Lodging Score		3-Year Lodging Score		2-Year Lodging Score		2022 Lodging Score	
		Fungicides		Fungicides		Fungicides		Fungicides	
		No	Yes	No	Yes	No	Yes	No	Yes
white	OAC Markdale	3.5 ²	1.4	3.9	1.6	4.7	1.8	9.0	3.7
	RC Amaze	4.7	2.9	4.0	3.5	5.5	4.3	9.0	1.3
	Avatar	5.8	3.6	5.1	3.9	5.2	5.0	9.0	9.0
	AAC Bullet	3.6	2.2	4.3	2.9	5.2	3.7	8.7	4.0
	CDC Orrin 	5.0	2.9	5.3	3.4	6.0	3.5	8.7	5.7
	AAC Richmond	3.0	2.0	3.2	2.3	4.0	2.3	8.0	4.0
	AAC Oaklin	4.8	2.6	4.7	2.9	4.5	2.7	9.0	5.3
	Kalio 	4.1	1.7	4.5	1.9	5.0	1.7	8.0	1.3
	AAC Stature 			3.9	2.6	5.4	3.0	8.5	6.0
	AAC Reid 			2.3	0.9	2.0	0.4	4.0	0.5
	Alise			4.2	1.4	4.5	1.5	9.0	3.0
	Orford			4.8	3.6	5.4	4.3	5.5	8.0
	Nika 					5.3	0.8	8.0	1.7
Means		4.0	2.1	3.8	2.3	4.4	2.4	7.8	3.7
Location-Years		4		3		2		1	






¹ Lodging scores range from 0 to 9. A high score is undesirable

² Cultivar lodging rankings may vary from year to year. Decisions are therefore best made using data with the greatest number of years.

  PBR Status; indicates varieties protected under PBR 91 or PBR78.



Ontario Cereal Crop Committee Performance Trials 2022

Table 3f - Oat Varietal Characteristics¹, Area 3

Cultivar	Hull Colour	Test	1000	Heading (days)	Maturity (days)	Height (cm)	Lodging (0-9) ²	Crown	Straw Yield Index
		Weight (kg/hL)	Kernel Weight (g)					Rust (0-9) ²	
OAC Markdale	white	42.3	25.6	56	86	106	4.5	6.2	97
RC Amaze	white	44.2	28.8	54	86	103	4.5	7.0	99
Avatar	white	41.0	22.0	59	86	106	6.7	7.3	45
AAC Bullet	white	43.8	29.0	59	87	97	4.3	6.8	80
CDC Orrin 	white	41.6	26.0	60	88	108	4.3	5.8	96
AAC Richmond	white	41.0	25.5	65	94	110	4.0	5.7	102
AAC Oaklin	white	41.3	26.2	58	86	103	4.7	6.8	88
Kalio 	white	44.2	27.3	58	87	108	4.0	5.5	97
AAC Stature 	white	46.1	25.7	58	90	89	4.3	4.8	100
AAC Reid 	white	47.3	29.5	61	94	113	2.0	2.3	149
Alise	white	39.0	25.2	61	88	109	4.5	6.7	106
Orford	white	45.1	26.8	61	93	109	2.8	5.0	132
Nika 	white	42.5	27.0	61	87	107	4.0	5.3	109
Means		43.0	26.5	59	89	105	4.2	5.8	4.11 t/ha
Locations		2	2	2	1	2	2	2	1

Notes:








1. See Head to Head comparisons on GoCereals.ca website for multi-year data for trait characteristics.
2. For ratings 0-9, a high score is undesirable.

  = PBR Status; indicates varieties protected under PBR 91 or PBR 78. Visit pbrfacts.ca to learn more.

[Return to Index ...](#)

Ontario Cereal Crop Committee Performance Trials 2022

Table 3g - Oat Cumulative Yield Index¹ Area 5 Intensive

Hull Colour	Variety	5-Year Index Fungicides		4-Year Index Fungicides		3-Year Index Fungicides		2-Year Index Fungicides		2022 Index Fungicides	
		No	Yes	No	Yes	No	Yes	No	Yes	No	Yes
white	Hidalgo	95 ²	99	94	97	91	96	99	99	98	97
	CDC Orrin 	96	95	95	93	94	93	90	91	85	83
	AAC Richmond	105	106	105	104	105	103	105	104	105	101
	AAC Oaklin	93	96	93	97	93	96	93	96	101	100
	Akina 	99	98	99	98	98	98	96	97	96	97
	AAC Nicolas 	104	105	104	105	107	109	108	108	106	107
	Kalio 	100	104	101	104	101	105	103	102	103	96
	CDC Arborg 			96	94	93	93	96	93	89	80
	AAC Chandler 			101	105	103	107	101	105	108	112
	Alise					95	99	95	101	94	94
	Orford					92	91	94	90	97	88
	Nika 							106	107	111	109
	Mistral							103	95	113	101
Means (t/ha)		5.34	5.45	5.59	5.65	5.71	5.83	6.23	6.23	7.12	6.80
Means (bu/ac)		140	143	147	148	150	153	164	164	187	179
Location-Years		5		4		3		2		1	

¹ Values differing by less than 3 within a column may not represent true differences in yield.

² Cultivar yield rankings may vary from year to year. Decisions are therefore best made using data with the greatest number of years.








Rust races have overcome genetic resistance in the past 13 years, with some varieties being significantly impacted.

  = PBR Status; indicates varieties protected under PBR 91 or PBR 78. Visit pbrfacts.ca to learn more.

[Return to Index ...](#)

Ontario Cereal Crop Committee Performance Trials 2022

Table 3h - Oat Cumulative Lodging Score¹, Area 5 Intensive

Hull Colour	Variety	4-Year Lodging Score Fungicides		3-Year Lodging Score Fungicides		2-Year Lodging Score Fungicides		2022 Lodging Score Fungicides	
		No	Yes	No	Yes	No	Yes	No	Yes
		white	Hidalgo	1.7 ²	1.2	2.2	1.6	1.8	1.3
	CDC Orrin 	0.8	1.3	0.9	1.5	0.7	1.2	0.0	0.0
	AAC Richmond	2.3	1.6	2.1	1.2	2.0	1.2	1.0	0.0
	AAC Oaklin	0.9	1.3	1.2	1.6	1.7	1.7	0.0	0.0
	Akina 	0.9	0.4	1.2	0.6	1.8	0.5	1.5	0.0
	AAC Nicolas 	0.6	0.7	0.9	1.0	1.2	0.8	0.0	0.0
	Kalio 	2.1	2.1	2.6	2.6	1.8	2.5	0.3	0.0
	CDC Arborg 	0.5	0.6	0.5	0.8	0.5	1.0	0.0	0.0
	AAC Chandler 	1.1	0.9	1.4	1.2	1.5	1.5	0.0	0.0
	Alise			0.8	0.3	0.8	0.5	0.0	0.0
	Orford			2.7	2.9	2.2	2.2	0.3	0.7
	Nika 					1.1	0.5	0.7	0.0
	Mistral					1.5	1.0	0.0	0.0
Means		1.3	1.3	1.5	1.4	1.4	1.3	0.3	0
Location-Years		4		3		2		1	

¹ Lodging scores range from 0 to 9. A high score is undesirable








² Cultivar lodging rankings may vary from year to year. Decisions are therefore best made using data with the greatest number of years.



PBR Status; indicates varieties protected under PBR 91 or PBR78. Visit pbrfacts.ca to learn more.

Ontario Cereal Crop Committee Performance Trials 2022

Table 3i - Oat Varietal Characteristics¹, Area 5

Cultivar	Hull Colour	1000						Barley	Straw Yield Index
		Test Weight (kg/hL)	Kernel Weight (g)	Heading (days)	Maturity (days)	Height (cm)	Lodging (0-9) ²	Yellow Dwarf Virus (0-9) ²	
Hidalgo	white	45.9	28.9	67	97	104	0.7	2.0	99
CDC Orrin 	white	46.4	31.8	67	99	118	0.0	2.0	94
AAC Richmond	white	49.3	34.4	73	100	125	1.0	1.7	107
AAC Oaklin	white	48.5	31.5	67	96	113	0.0	1.7	84
Akina 	white	42.4	29.5	67	99	102	1.5	1.5	72
AAC Nicolas 	white	44.8	30.0	67	98	110	0.0	1.7	102
Kalio 	white	47.8	32.7	64	95	112	0.3	1.0	109
CDC Arborg 	white	45.0	31.0	68	98	110	0.0	2.7	93
AAC Chandler 	white	46.9	29.1	71	101	105	0.0	1.3	99
Alise	white	45.8	33.6	68	101	118	0.0	1.7	108
Orford	white	48.4	32.2	69	101	113	0.3	1.7	119
Nika 	white	46.9	32.0	69	98	114	0.7	2.0	100
Mistral	white	49.1	31.9	65	99	108	0.0	1.7	115
Means		46.7	31.4	68	99	112	0.3	1.7	4.94 t/ha
Locations		1	1	1	1	1	1	1	1

Notes:










1. See Head to Head comparisons on GoCereals.ca website for multi-year data for trait characteristics.
2. For ratings 0-9, a high score is undesirable.

  = PBR Status; indicates varieties protected under PBR 91 or PBR 78. Visit pbrfacts.ca to learn more.

[Return to Index ...](#)

Ontario Cereal Crop Committee Performance Trials 2022

Table 4a - Spring Wheat Distributors

Class ¹	Variety	Distributor
hrs	Furano	C & M Seeds
	MAJOR	Synagri
	Fuzion	Semences Prograin Inc
	Wilkin 	C & M Seeds
	AAC Scotia (awned) 	Semican Inc
	TOPAZE (awned)	Pedigrain
	Raven (awned) 	C & M Seeds
	Ventry (awned)	SeCan Association
	AAC Synox (awned) 	Synagri
	Maida (awned) 	Elite Seeds
Agora	Semican Inc	
AAC Harlaka (awned)	Semican Inc	
efs	Starlite 	Snobelen Farms/Marc Bercier Seed Cleaning
	Arvida 	Semican Inc
	Dagon (awned) 	Elite Seeds
	Evora (awned) 	Elite Seeds















Notes:

1. hrs = hard red spring, efs = eastern feed spring.

  = PBR Status; indicates varieties protected under PBR 91 or PBR 78. Visit pbrfacts.ca to learn more.

Ontario Cereal Crop Committee Performance Trials 2022

Table 4b - Spring Barley Distributors

Class ¹	Variety	Distributor
2r	Bornholm	Alliance Agri-Turf/Beatty Seeds/Snobelen Farms
	Corzo 	Elite Seeds
	AAC Synergy 	Semican Inc
	Esma 	SeCan Association
	KWS Kellie 	Cribit Seeds
	Elegancia 	Elite Seeds
	Claymore 	Semican Inc
6r	Dignity	SeCan Association
	OCEANIK	Synagri
	Harmony	Synagri
	Amberly	Rosebank Seed Farms Ltd.
	HY 621-6R	Alliance Agri-Turf/Beatty Seeds/Snobelen Farms
	Chambly	Semences Prograin Inc
	AAC Vitality 	Advantage Seed Growers
	AAC Montrose 	SeCan Association
	Baden	SeCan Association
	DS8126RB	Alliance Agri-Turf/Beatty Seeds/Snobelen Farms
	AAC Bloomfield 	Elite Seeds
	Doriane 	Elite Seeds
	Rafale	Semican Inc
	Ariber 	Marc Bercier Seed Cleaning
	Massy 	Snobelen Farms
Tsunami 	Semican Inc	
Celesta 	Elite Seeds	

Notes:











1. 2r = 2 Row, 6r = 6 Row



  = PBR Status; indicates varieties protected under PBR 91 or PBR 78. Visit pbrfacts.ca to learn more.

[Return to Index ...](#)

Ontario Cereal Crop Committee Performance Trials 2022

Table 4c - Oat Distributors

Class	Variety	Distributor
hulled	OAC Markdale	Rosebank Seed Farms Ltd.
	RC Amaze	Rosebank Seed Farms Ltd.
	Avatar	Pedigrain
	Hidalgo	Synagri
	AAC Bullet	SeCan Association
	CDC Orrin 	Semican Inc
	AAC Richmond	Semican Inc
	AAC Oaklin	C & M Seeds
	Akina 	Elite Seeds
	AAC Nicolas 	SeCan Association
	Kalio 	Elite Seeds
	CDC Arborg 	Semican Inc
	AAC Chandler 	SeCan Association
	AAC Stature 	SeCan Association
	AAC Reid 	Alliance Agri-Turf
	Alise 	Marc Bercier Seed Cleaning
	Orford	Semican Inc
	Nika 	Elite Seeds
	Mistral	Synagri

  = PBR Status; indicates varieties protected under PBR 91 or PBR 78. Visit pbrfacts.ca to learn more.

[Return to Index ...](#)

Ontario Cereal Crop Committee Performance Trials 2022

Table 4d - Distributor Contact Information

Distributor	Address
Advantage Seed Growers	P.O. Box 351, Lucknow, ON, N0G 2H0 Tel: 519-440-6406 Fax: 519-812-1010 Website: www.advantageseeds.com
Alliance Agri-Turf	7386 9th Line, RR3 Thornton, Ontario, L0L 2N0 Tel: 1-800-971-4870 Fax: 905-857-8215 Website: www.allianceagri-turf.com
Beatty Seeds Ltd	289 County Road 12, PO Box 358, Bloomfield, Ontario, K0K 1G0 Tel: 1-613-393-2333 Fax: 1-613-393-1038 Website: www.beattyseeds.com
C&M Seeds	6180 5th Line, Palmerston, ON, N0G 2P0 Tel: 1-888-733-9432 Fax: 519-343-3792 Website: www.redwheat.com
Cribit Seeds	265 Katherine St S, West Montrose, ON, N0B 2V0 Tel: 1-519-664-3701 Website: www.cribit.com
Elite Seeds	Available through your local Agromart Tel: 519-282-6701 Website: www.eliteseeds.ca
Marc Bercier Cleaning Inc	251 Caledonia Rd, Saint Isidore, ON, K0C 2B0 Tel: 1-613-524-2981 Website: marcbercier.com
Pedigrain	5175 Boul. Laurier Est, St Hyacinthe, QC, J2R 2B4 Tel: 819-347-7502 Fax: 450-799-3229
Rosebank Seed Farms Ltd	7340 Perth Line, Staffa, ON, N0K 1Y0 Tel: 1-519-345-2697 www.rosebankseeds.ca
SeCan Association	400-300 Terry Fox Drive, Kanata, ON, K2K 0E3 Tel: 1-866-797-7874 Fax: 613-592-9497 Website: www.secan.com
Semences Prograin	145 Bas Rivière Nord, St Césaire, QC, J0L 1T0 Tel: 1-800-817-3732 Fax: 450-469-4547 Website: www.semencesprograin.com
Semican Inc	366, Rang 10, Plessisville, QC, G6L 2Y2 Tel: 1-866-362-3385 Fax: 819-362-3385 Website: www.semican.ca
Snobelen Farms Ltd	323 Havelock Street, Lucknow, Ontario, N0G 2H0 Tel: 1-519-528-2092 Fax: 1-519-528-3542 Website: www.snobelengrain.com
Synagri	5175 Boul. Laurier Est, St Hyacinthe, QC, J2R 2B4 Tel: 450-799-3226 Fax: 450-799-3229 Website: www.synagri.ca