

2024

Ontario Spring Cereal Performance Trials

Data collected in 2023

www.gocereals.ca



**Conducted by the Ontario Cereal Crop Committee
Current as of March 2024**

General Information:

Cereal Performance Trials are conducted annually by the Ontario Cereal Crops Committee (OCCC). For more information about the OCCC, go to the GoCereals.ca website under “About Us”.



Spring wheat and barley trials are conducted at 8 locations. Oat trials are conducted at 7 locations. A map showing the testing area and trial locations for each crop can be found on GoCereals.ca under “Performance”. Each trial consists of three replications and is managed according to the recommendations of the Ontario Ministry of Agriculture, Food and Rural Affairs. Detailed information about the practices used and explanations of the terms can be found on GoCereals.ca under “Procedures: OCCC Trial Methods & Testing Procedures”. Trials are inspected by representatives of the OCCC after heading to ensure that they meet OCCC standards.

“Intensive” trials for spring cereals refers to trials that receive one or two applications of a foliar fungicide for the control of leaf diseases and/or Fusarium Head Blight. Fungicide treatments for spring wheat include a T1 (GS 30-31) and T3 (GS 60-65) application. Fungicide treatment for oats includes one T2 (GS 39) application. Fungicide treatment for barley may include one T3 application at head emergence (GS59). **The OCCC thanks the Grain Farmers of Ontario, BASF, Bayer and Syngenta for their financial support towards the intensive trials.**

The Yield Index reflects the performance of the variety relative to the average of the trials. Yield Indices are “Heritability Adjusted Relative Values” (HARV), which favour results from trial locations with high repeatability from rep to rep. For more information, see: [Yan, W. Use of HARV in Variety Trial Summaries](#). Index values differing by less than 3 within a column may not represent true differences in yield. Variety yield rankings may vary from year to year. Decisions are therefore best made using data with the greatest number of years.

Heading and Physiological Maturity Days vary from year to year and should only be used to indicate relative differences.

Not all traits are expressed in any given year or area. For traits not reported in a table, see other area trait tables for that crop or previous years’ performance trial reports. Head to Head comparisons on GoCereals.ca website give multi-year data for all trait characteristics.

Plant Breeders’ Rights Status;   indicates varieties protected under PBR 91 or PBR78. Visit www.pbrfacts.ca to learn more.

Abbreviations:

- Days = days from planting
- Fusarium Ratings: “Combined Fusarium Ratings” for spring wheat are based on BOTH Fusarium head blight ratings and deoxynivalenol (DON) levels from inoculated provincial trials. “DON Ratings” are based only on DON levels from inoculated provincial trials. Ratings are, MR=moderately resistant (best); MS=moderately susceptible; S=susceptible; HS=highly susceptible (worst)
- Other Ratings: For ratings 0 - 9, a high score is undesirable. Disease ratings are taken from naturally occurring infection.
- Spring Wheat Classes: hrs = hard red spring; efs = eastern feed spring; eow = (Canada Eastern Other Wheat) = does not meet quality standards for hrs; a = awned
- Barley: 2R = 2 Rowed, 6R = 6 Rowed

For more information contact:

Ellen Sparry, Performance Trial Coordinator
C&M Seeds
Office# 519-343-3126
Email: esparry@redwheat.com

Joanna Follings
Cereals Specialist, OMAFRA
63 Lorne Avenue East-Suite 2B, Stratford, ON N5A 6S4
Email: joanna.follings@ontario.ca
Office: 519-271-8180 Cell: 519-400-7124

2024

Ontario Spring Cereal Performance Trials







Conducted by the Ontario Cereal Crop Committee ♦ www.gocereals.ca

Tables are hyperlinked – click on the table# to go directly to the desired table

<u>Table#</u>	<u>Table</u>	<u>Page#</u>
1	Spring Wheat Cumulative Yield Index	3
1a	Spring Wheat Cumulative Yield Index - Area 2 Intensive	4
1b	Spring Wheat Varietal Characteristics - Area 2	5
1c	Spring Wheat Cumulative Yield Index - Area 3 Intensive	6
1d	Spring Wheat Varietal Characteristics - Area 3	7
1e	Spring Wheat Cumulative Yield Index - Area 5 Intensive	8
1f	Spring Wheat Varietal Characteristics - Area 5	9
2	Spring Barley Cumulative Yield Index	10
2a	Spring Barley Varietal Characteristics - Area 2	11
2b	Spring Barley Varietal Characteristics - Area 3	12
2c	Spring Barley Varietal Characteristics - Area 5	13
3	Oat Cumulative Yield Index	14
3a	Oat Cumulative Yield Index - Area 2 & 3 Combined	15
3b	Oat Cumulative Yield Index - Area 2 & 3 Combined Intensive	16
3c	Oat Cumulative Yield Index - Area 2 Intensive	17
3d	Oat Cumulative Lodging Score - Area 2 Intensive	18
3e	Oat Varietal Characteristics - Area 2	19
3f	Oat Cumulative Yield Index - Area 3 Intensive	20
3g	Oat Cumulative Lodging Score - Area 3 Intensive	21
3h	Oat Varietal Characteristics - Area 3	22
3i	Oat Cumulative Yield Index - Area 5 Intensive	23
3j	Oat Cumulative Lodging Score - Area 5 Intensive	24
3k	Oat Varietal Characteristics - Area 5	25
4a	Spring Wheat Distributors	26
4b	Spring Barley Distributors	27
4c	Oat Distributors	28
4d	Distributor Contact Information	29



Ontario Cereal Crop Committee Performance Trials 2023

Table 1 - Spring Wheat Cumulative Yield Index¹ Summary

Cultivar	Class	Area 2					Area 3					Area 5				
		5 yr	4 yr	3 yr	2 yr	2023	5 yr	4 yr	3 yr	2 yr	2023	5 yr	4 yr	3 yr	2 yr	2023
Furano	HRS						97	96	96	101	106	99	98	95	95	94
MAJOR	HRS						101	101	102	103	107	103	101	98	99	103
Fuzion	HRS						97	98	97	98	99	99	99	100	100	100
Wilkin 	HRS	106	104	102	107	97	99	99	99	100	94	94	95	99	100	100
AAC Scotia 	HRS-a						103	104	105	105	108	110	111	108	107	107
TOPAZE	HRS-a								89	84	97					
Raven 	HRS-a	114	113	115	115	115	106	104	104	104	104	108	108	107	110	111
Ventry	HRS-a	102	101	101	101	95	101	100	99	102	96					
AAC Synox 	HRS-a						101	103	103	103	96	92	94	97	99	96
Agora	HRS							101	100	100	103		99	101	105	103
AAC Harlaka	HRS-a							100	100	101	97		92	96	97	95
Starlite 	HRS			95	94	94			101	102	100			95	92	94
Arvida 	HRS								104	102	99			105	103	103
Audika	HRS										96					95
Means (t/ha)		4.58	4.44	4.72	5.09	4.29	4.03	3.93	3.99	4.14	4.19	4.41	4.44	4.59	5.01	5.01
Means (bu/ac)		68	66	70	76	64	60	58	59	62	62	66	66	68	75	74
Locations		15	12	9	6	3	12	9	8	5	2	10	7	5	3	2

Notes:




1. Values differing by less than 3 within a column may not represent true differences in yield.
2. Cultivar yield ranking may vary from year to year. Decisions are therefore best made using data with the greatest number of years.

  = PBR Status; indicates varieties protected under PBR 91 or PBR 78. Visit pbrfacts.ca to learn more.

[Return to index ..](#)

Ontario Cereal Crop Committee Performance Trials 2023

Table 1a - Spring Wheat Cumulative Yield Index¹ Area 2 Intensive

Class	Variety	5-Year Index Fungicides		4-Year Index Fungicides		3-Year Index Fungicides		2-Year Index Fungicides		2023 Index Fungicides	
		No	Yes	No	Yes	No	Yes	No	Yes	No	Yes
hrs	Wilkin 	104 ²	108	103	107	101	105	106	110	97	103
	Raven (awned) 	113	114	112	112	113	114	114	114	112	112
	Ventry (awned)	97	100	97	99	96	98	97	97	90	93
	Starlite 					95	97	94	95	96	98
Means (t/ha)		4.39	4.61	4.27	4.42	4.52	4.68	4.66	4.74	4.35	4.48
Means (bu/ac)		65	69	64	66	67	70	69	71	65	67
Location-Years		10		8		6		4		2	

¹ Values differing by less than 3 within a column may not represent true differences in yield.




² Cultivar yield rankings may vary from year to year. Decisions are therefore best made using data with the greatest number of years.



PBR Status; indicates varieties protected under PBR 91 or PBR 78. Visit pbrfacts.ca to learn more.

Ontario Cereal Crop Committee Performance Trials 2023

Table 1b - Spring Wheat Varietal Characteristics¹, Area 2

Cultivar	Class	Fusarium Data			Test Weight (kg/hL)	Protein (%)	1000 Kernel Weight (g)	Lodging (0-9) ³	Height (cm)	Heading (days)	Maturity (days)	Mildew (0-9) ³	Leaf Rust (0-9) ³	Leaf Septoria (0-9) ³	Straw Yield Index
		Combined Fusarium Rating ²	DON Rating ²	Years											
Wilkin 	HRS	HS	S	6	73.1	14.5	38.9	0.0	84	63	95	0.0	2.3	3.0	91
Raven 	HRS-a	MS	S	6	74.6	15.0	42.9	3.3	89	64	96	0.8	2.3	1.7	105
Ventry	HRS-a	MS	MR	6	75.1	16.4	41.9	1.0	94	63	95	0.2	1.0	3.0	95
Starlite 	HRS	HS	HS	3	74.6	15.9	40.7	1.3	94	63	95	4.2	1.3	2.0	109
Means					74.3	15.4	41.1	1.4	90	63	95	1.3	1.8	2.4	5.24 t/ha
Locations					3	2	3	1	2	3	1	2	1	1	1

Notes:







1. See Head to Head comparisons on GoCereals.ca website for multi-year data for trait characteristics.
2. MR=moderately resistant (best); MS=moderately susceptible; S=susceptible; HS=highly susceptible (worst)
3. For ratings 0-9, a high score is undesirable.

  = PBR Status; indicates varieties protected under PBR 91 or PBR 78. Visit pbrfacts.ca to learn more.

[Return to index..](#)

Ontario Cereal Crop Committee Performance Trials 2023

Table 1c - Spring Wheat Cumulative Yield Index¹ Area 3 Intensive

Class	Variety	5-Year Index Fungicides		4-Year Index Fungicides		3-Year Index Fungicides		2-Year Index Fungicides		2023 Index Fungicides	
		No	Yes	No	Yes	No	Yes	No	Yes	No	Yes
hrs	Furano	104 ²	108	104	109	105	112	109	114	109	110
	MAJOR	101	103	99	102	102	104	105	105	111	109
	Fuzion	95	98	96	98	94	97	93	95	97	95
	Wilkin 	95	100	95	100	94	100	96	100	94	92
	AAC Scotia (awned) 	99	105	99	106	100	108	102	107	106	105
	TOPAZE (awned)					88	99	86	99	104	101
	Raven (awned) 	102	104	101	103	100	102	98	102	104	101
	Ventry (awned)	94	96	96	98	93	96	94	96	91	93
	AAC Synox (awned) 	100	104	101	105	100	105	103	106	101	104
	Agora			98	102	96	100	95	98	104	102
	AAC Harlaka (awned)			99	101	99	102	101	103	96	98
	Starlite 					93	96	92	93	94	91
	Arvida 					102	106	104	110	101	101
	Audika									99	99
Means (t/ha)		4.94	5.20	4.69	4.96	5.11	5.45	4.89	5.14	5.09	5.04
Means (bu/ac)		74	77	70	74	76	81	73	76	76	75
Location-Years		5		4		3		2		1	

¹ Values differing by less than 3 within a column may not represent true differences in yield.







² Cultivar yield rankings may vary from year to year. Decisions are therefore best made using data with the greatest number of years.



PBR Status; indicates varieties protected under PBR 91 or PBR 78. Visit pbrfacts.ca to learn more.



Ontario Cereal Crop Committee Performance Trials 2023

Table 1d - Spring Wheat Varietal Characteristics¹, Area 3

Cultivar	Class	Fusarium Data			Test Weight (kg/hL)	Protein (%)	1000 Kernel			Height (cm)	Heading (days)	Maturity (days)	Leaf Rust (0-9) ³	Leaf Septoria (0-9) ³	Straw Yield Index
		Combined Fusarium Rating ²	DON Rating ²	Years			Weight (g)	Lodging (0-9) ³							
Furano	HRS	MS	MS	6	74.1	13.1	35.4	2.3	86	51	87	2.0	3.7	98	
MAJOR	HRS	MR	MS	6	74.9	13.2	36.3	2.0	87	52	87	0.0	2.0	98	
Fuzion	HRS	MS	MS	6	75.5	13.6	35.5	8.3	77	47	80	1.0	3.0	100	
Wilkin 	HRS	HS	S	6	74.0	13.6	31.6	0.0	74	46	82	1.3	3.7	81	
AAC Scotia 	HRS-a	MS	MS	6	75.2	12.7	38.5	9.0	80	49	82	1.7	4.0	98	
TOPAZE	HRS-a	S	S	3	72.9	13.6	32.2	0.0	89	53	86	3.0	3.0	119	
Raven 	HRS-a	MS	S	6	75.7	13.1	37.6	0.7	78	48	83	3.0	2.7	98	
Ventry	HRS-a	MS	MR	6	75.9	14.7	37.4	0.3	81	46	78	1.3	2.7	93	
AAC Synox 	HRS-a	MR	MR	6	78.5	14.5	32.9	3.3	78	48	78	1.3	4.3	93	
Agora	HRS	MS	S	4	75.7	14.3	35.9	4.3	83	47	84	1.3	3.7	104	
AAC Harlaka	HRS-a	MS	MS	4	75.7	15.0	34.5	0.7	82	47	78	0.0	4.0	109	
Starlite 	HRS	HS	HS	3	75.7	14.2	36.7	2.0	83	48	79	1.3	2.7	99	
Arvida 	HRS	MR	MR	2	76.7	13.7	35.5	0.3	83	46	78	3.0	2.7	106	
Audika	HRS	MR	MS	1	76.9	14.0	33.5	5.3	82	50	86	0.7	4.7	104	
Means					75.5	13.8	35.2	2.8	82	48	82	1.5	3.3	7.15 t/ha	
Locations					2	2	2	1	2	2	1	1	1	1	







Notes:

1. See Head to Head comparisons on GoCereals.ca website for multi-year data for trait characteristics.
2. MR=moderately resistant (best); MS=moderately susceptible; S=susceptible; HS=highly susceptible (worst)
3. For ratings 0-9, a high score is undesirable.

  = PBR Status; indicates varieties protected under PBR 91 or PBR 78. Visit pbrfacts.ca to learn more.

Ontario Cereal Crop Committee Performance Trials 2023

Table 1e - Spring Wheat Cumulative Yield Index¹ Area 5 Intensive

Class	Variety	5-Year Index Fungicides		4-Year Index Fungicides		3-Year Index Fungicides		2-Year Index Fungicides		2023 Index Fungicides	
		No	Yes	No	Yes	No	Yes	No	Yes	No	Yes
hrs	Furano	93 ²	104	90	104	87	103	90	103	89	107
	MAJOR	101	104	98	105	94	102	97	103	107	108
	Fuzion	93	100	91	99	91	101	93	100	91	90
	Wilkin 	92	99	92	100	97	107	98	108	102	108
	AAC Scotia (awned) 	110	118	109	121	105	119	104	112	105	108
	Raven (awned) 	106	107	105	108	104	109	110	113	118	120
	AAC Synox (awned) 	93	93	95	96	96	100	98	100	96	100
	Agora			94	99	97	102	99	105	96	99
	AAC Harlaka (awned)			89	95	92	100	94	101	94	101
	Starlite 					91	99	86	97	87	97
	Arvida 					102	110	98	107	100	101
	Audika									98	94
Means (t/ha)		4.67	4.9	4.83	5.19	5.18	5.68	5.57	6.04	6.13	6.39
Means (bu/ac)		70	73	72	77	77	84	83	90	91	95
Location-Years		5		4		3		2		1	

¹ Values differing by less than 3 within a column may not represent true differences in yield.

² Cultivar yield rankings may vary from year to year. Decisions are therefore best made using data with the greatest number of years.









PBR Status; indicates varieties protected under PBR 91 or PBR 78. Visit pbrfacts.ca to learn more.

[Return to Index ...](#)


Ontario Cereal Crop Committee Performance Trials 2023

Table 1f - Spring Wheat Varietal Characteristics¹, Area 5

Cultivar	Class ¹	Fusarium Data			Test Weight (kg/hL)	Protein (%)	1000 Kernel Weight (g)	Lodging (0-9) ³	Height (cm)	Heading (days)	Maturity (days)	Leaf Rust (0-9) ³	Leaf Septoria (0-9) ³	Straw Yield Index
		Combined Fusarium Rating ²	DON Rating ²	Years										
Furano	HRS	MS	MS	6	75.7	13.3	34.9	2.8	98	56	105	0.0	3.3	85
MAJOR	HRS	MR	MS	6	74.4	13.4	36.2	3.5	99	56	105	0.0	1.3	114
Fuzion	HRS	MS	MS	6	73.1	14.0	36.0	3.8	100	55	101	0.0	2.7	92
Wilkin 	HRS	HS	S	6	72.7	13.3	31.5	0.0	79	52	98	0.0	3.0	95
AAC Scotia 	HRS-a	MS	MS	6	73.3	13.1	39.7	3.5	101	55	100	0.0	2.7	94
Raven 	HRS-a	MS	S	6	74.7	13.1	36.9	1.7	88	53	100	0.0	1.7	105
AAC Synox 	HRS-a	MR	MR	6	76.3	15.1	31.2	2.3	92	53	99	0.0	2.0	102
Agora	HRS	MS	S	4	75.3	14.5	34.2	2.0	96	52	101	0.0	3.7	106
AAC Harlaka	HRS-a	MS	MS	4	74.8	15.8	34.2	1.3	90	51	97	0.0	2.7	93
Starlite 	HRS	HS	HS	3	75.2	14.7	36.5	0.7	95	52	96	0.0	1.3	105
Arvida 	HRS	MR	MR	2	75.9	13.7	36.5	0.7	100	51	96	3.3	3.0	100
Audika	HRS	MR	MS	1	75.0	14.9	31.8	2.3	97	55	103	0.0	1.7	109
Means					74.7	14.1	35.0	2.1	94	53	100	0.3	2.4	4.54 t/ha
Locations					2	1	2	2	2	2	2	1	1	1









Notes:

1. See Head to Head comparisons on GoCereals.ca website for multi-year data for trait characteristics.
2. MR=moderately resistant (best); MS=moderately susceptible; S=susceptible; HS=highly susceptible (worst)
3. For ratings 0-9, a high score is undesirable.

 = PBR Status; indicates varieties protected under PBR 91 or PBR 78. Visit pbrfacts.ca to learn more.

Ontario Cereal Crop Committee Performance Trials 2023

Table 2. Spring Barley Cumulative Yield Index¹ Summary

Cultivar	Area 2					Area 3					Area 5				
	5 yr ²	4 yr	3 yr	2 yr	2023	5 yr ²	4 yr	3 yr	2 yr	2023	5 yr ²	4 yr	3 yr	2 yr	2023
2 Rowed															
Bornholm	101	100	98	97	98	96	95	94	96	88	99	100	100	99	99
AAC Synergy 		99	101	99	100	94	94	94	92	89	100	100	99	100	101
Esma 		103	102	104	99		96	94	95	90		105	102	102	96
6 Rowed															
Dignity	101	102	101	99	96	99	98	97	98	97					
OCEANIK						102	101	101	99	100	103	101	103	103	102
Nordbec															81
Amberly	102	102	101	102	102	105	105	105	105	106	104	105	106	106	105
HY 621-6R	100	102	101	100	99	100	100	101	101	97	96	97	98	94	88
Chambly						105	106	107	107	104	102	105	107	107	111
AAC Vitality 	101	101	101	101	103	107	107	105	104	106	107	106	105	105	102
AAC Montrose 											98	95	99	99	96
Baden	104	104	102	101	99	107	107	106	106	107	104	105	106	107	109
DS8126RB	110	110	110	109	105	111	113	112	110	109	106	104	104	106	102
Rafale		101	101	100	98	101	101	104	104	101	100	102	101	102	103
Ariber 				103	105		106	108	108	112		109	107	104	102
Massy 		101	100	99	101		103	104	100	97				103	106
AAC Cranbrook 			104	101	98			108	111	113			109	107	107
Tsunami			103	102	102			104	106	105			100	99	100
6 Rowed Hulless															
AAC Malcolm 			97	96	99		90	92	94						
Means (t/ha)	5.08	5.01	5.33	5.83	5.31	5.18	4.96	5.17	5.43	4.64	5.89	6.20	6.79	6.77	6.57
Means (bu/ac)	94	93	99	109	99	96	92	96	101	86	110	115	126	126	122
Locations	15	12	9	6	3	11	8	7	5	2	9	6	4	3	2








Notes:

1. Values differing by less than 3 within a column may not represent true differences in yield.
2. Cultivar yield ranking may vary from year to year. Decisions are therefore best made using data with the greatest number of years

  = PBR Status; indicates varieties protected under PBR 91 or PBR 78. Visit pbrfacts.ca to learn more.


Ontario Cereal Crop Committee Performance Trials 2023

Table 2a - Spring Barley Varietal Characteristics¹, Area 2

Cultivar	Class	1000						Leaf Rust (0-9) ²	Net Blotch (0-9) ²	Spot Blotch (0-9) ²	Straw Yield Index
		Test Weight (kg/hL)	Kernel Weight (g)	Height (cm)	Lodging (0-9) ²	Heading (days)	Mildew (0-9) ²				
Bornholm	2R	68.4	46.2	65	1.7	66	0.0	0.8	0.0	2.8	104
AAC Synergy 	2R	62.2	43.4	66	0.3	65	1.3	1.3	0.0	1.5	103
Esma 	2R	60.8	44.3	60	0.3	68	0.5	0.8	0.0	3.8	107
Dignity	6R	61.4	43.7	68	0.0	65	3.3	3.3	0.0	1.5	102
Amberly	6R	62.2	46.5	80	0.5	67	1.0	1.8	0.0	0.3	99
HY 621-6R	6R	60.6	48.6	75	0.8	63	2.0	1.3	0.0	1.8	100
AAC Vitality 	6R	58.1	43.1	78	3.8	68	2.5	2.5	0.0	2.5	106
Baden	6R	61.3	38.1	59	0.0	66	2.5	1.8	0.0	1.0	91
DS8126RB	6R	61.4	44.0	71	0.7	67	3.3	1.8	0.0	1.5	97
Rafale	6R	63.0	43.3	77	0.0	67	2.0	3.0	0.0	2.0	105
Ariber 	6R	60.4	46.4	75	0.7	67	0.3	1.0	2.0	2.5	93
Massy 	6R	61.9	47.2	78	0.3	67	0.8	0.5	1.7	2.8	100
AAC Cranbrook 	6R	61.8	43.2	71	0.0	67	0.8	1.5	0.0	1.5	90
Tsunami	6R	61.2	45.0	74	0.0	67	3.3	2.0	2.7	1.3	98
AAC Malcolm  6R hulless		65.3	42.5	76	0.5	63	1.5	1.5	0.0	1.5	105
Means		62.0	44.4	71	0.6	66	1.7	1.6	0.4	1.9	3.73 t/ha
Locations		3	3	3	2	3	2	2	1	2	2








Notes:

1. See Head to Head comparisons on GoCereals.ca website for multi-year data for trait characteristics.
2. For ratings 0-9, a high score is undesirable.

 PBR Status; indicates varieties protected under PBR 91 or PBR 78. Visit pbrfacts.ca to learn more.

Ontario Cereal Crop Committee Performance Trials 2023

Table 2b - Spring Barley Varietal Characteristics¹, Area 3

Cultivar	Class	1000					Heading (days)	Maturity (days)	Net Blotch (0-9) ²	Straw Yield Index
		Test Weight (kg/hL)	Kernel Weight (g)	Height (cm)	Lodging (0-9) ²					
Bornholm	2R	66.4	43.3	60	0.8	52	75	4.3	121	
AAC Synergy 	2R	61.0	41.7	63	1.7	56	76	3.3	124	
Esma 	2R	61.3	43.1	56	4.0	55	76	5.0	113	
Dignity	6R	61.0	40.4	69	1.3	54	78	4.3	97	
OCEANIK	6R	59.8	41.7	74	2.0	54	77	3.7	98	
Amberly	6R	60.2	43.6	77	0.3	56	85	3.3	91	
HY 621-6R	6R	61.1	41.8	68	2.2	49	77	3.3	92	
Chambly	6R	58.9	43.3	65	0.8	54	79	3.0	82	
AAC Vitality 	6R	57.2	40.4	70	4.3	56	83	3.0	99	
Baden	6R	59.8	35.5	55	0.5	53	77	4.0	92	
DS8126RB	6R	60.5	43.2	66	3.0	54	81	3.3	97	
Rafale	6R	62.3	40.9	70	1.3	54	79	3.3	98	
Ariber 	6R	59.5	43.0	67	0.8	55	80	3.3	102	
Massy 	6R	60.4	43.0	78	0.3	54	77	4.0	102	
AAC Cranbrook 	6R	59.6	42.0	68	0.8	56	78	3.7	95	
Tsunami	6R	60.7	41.4	71	1.0	55	81	5.0	99	
AAC Malcolm 	6R hulless	61.5	37.0	67	1.7	52	78	4.3	99	
Means		60.6	41.8	67	1.6	54	79	3.8	5.29 t/ha	
Locations		2	2	2	2	2	1	1	1	

Notes:

1. See Head to Head comparisons on GoCereals.ca website for multi-year data for trait characteristics.
2. For ratings 0-9, a high score is undesirable.










= PBR Status; indicates varieties protected under PBR 91 or PBR 78. Visit pbrfacts.ca to learn more.

[Return to Index ...](#)

Ontario Cereal Crop Committee Performance Trials 2023

Table 2c - Spring Barley Varietal Characteristics¹, Area 5

Cultivar	Class	1000					Maturity (days)	Barley Yellow Dwarf Virus (0-9) ²	Straw Yield Index
		Test Weight (kg/hL)	Kernel Weight (g)	Height (cm)	Lodging (0-9) ²	Heading (days)			
Bornholm	2R	62.8	43.7	66	0.5	57	94	4.0	107
AAC Synergy 	2R	58.7	43.9	74	4.3	57	95	3.0	126
Esma 	2R	58.4	46.3	65	1.5	57	95	6.0	96
OCEANIK	6R	57.3	43.8	86	2.2	54	91	3.7	108
Nordbec	6R	56.8	36.6	67	0.7	45	83	6.7	41
Amberly	6R	59.3	47.4	92	2.8	53	95	1.7	100
HY 621-6R	6R	57.0	40.3	77	4.8	48	86	2.7	72
Chambly	6R	56.5	45.5	77	1.0	55	96	1.7	99
AAC Vitality 	6R	55.6	42.4	84	4.2	54	95	2.7	113
AAC Montrose 	6R	53.5	44.2	83	1.2	52	92	3.7	130
Baden	6R	58.8	38.0	67	0.3	52	92	2.0	91
DS8126RB	6R	57.4	45.2	79	2.3	53	93	2.0	117
Rafale	6R	59.4	43.0	82	0.3	52	93	2.0	97
Ariber 	6R	57.5	44.8	80	1.8	57	96	1.7	95
Massy 	6R	59.1	45.8	87	1.5	52	91	3.0	107
AAC Cranbrook 	6R	58.6	43.4	79	1.7	54	93	2.0	86
Tsunami	6R	57.5	43.5	81	0.5	57	95	2.7	116
Means		57.9	43.4	78	1.9	53	92	3.0	3.58 t/ha
Locations		2	2	2	2	2	2	1	1

Notes:













1. See Head to Head comparisons on GoCereals.ca website for multi-year data for trait characteristics.
2. For ratings 0-9, a high score is undesirable.

  = PBR Status; indicates varieties protected under PBR 91 or PBR 78. Visit pbrfacts.ca to learn more.

[Return to Index ...](#)

Ontario Cereal Crop Committee Performance Trials 2023

Table 3. Oat Cumulative Yield Index¹ Summary

Cultivar	Area 2					Area 3					Area 5				
	5 yr ²	4 yr	3 yr	2 yr	2023	5 yr ²	4 yr	3 yr	2 yr	2023	5 yr ²	4 yr	3 yr	2 yr	2023
Hulled															
RC Amaze	96	98	95	97	91	96	96	96	100	95					
Avatar						86	88	86	81	99					
AAC Bullet	92	94	90	93	89	93	90	90	89	93					95
AAC Richmond											105	104	103	101	100
AAC Oaklin	85	87	83	86	83	90	85	84	83	85	96	94	93	96	94
AAC Nicolas 											101	104	103	99	97
AAC Banner 															94
Kalio 											102	102	105	106	108
AAC Chandler 											103	103	101	102	99
AAC Reid 	121	119	116	112	107		116	118	120	107					95
AAC Zip 										101					111
Alise							95	94	90	96		100	99	99	102
Orford							106	107	108	104					
AAC Loki 													102	102	99
Nika 													104	105	104
Mistral													101	105	102
AAC Basil 				111	108				115	111				107	106
AAC Wight 														102	103
Shaka 															100
CDC Endure 										92					99
Means (t/ha)	4.23	4.30	4.63	5.11	4.83	4.16	4.03	4.10	4.03	4.30	5.54	5.51	5.73	6.43	6.18
Means (bu/ac)	111	113	122	134	127	109	106	108	106	113	145	145	151	169	162
Locations	15	12	9	6	3	9	7	6	4	2	10	7	5	3	2

Notes:

1. Values differing by less than 3 within a column may not represent true differences in yield.
2. Cultivar yield ranking may vary from year to year. Decisions are therefore best made using data with the greatest number of years

Rust races have overcome genetic resistance in the past 13 years, with some varieties being significantly impacted.





PBR Status; indicates varieties protected under PBR 91 or PBR 78. Visit pbrfacts.ca to learn more.

[Return to Index ...](#)



Ontario Cereal Crop Committee Performance Trials 2023

Table 3a - Oat Cumulative Yield Index¹ Area 2 & 3 Combined

Hull Colour	Variety	5 Year	4 Year	3 Year	2 Year	2023
white	RC Amaze	96 ²	97	95	98	93
	AAC Bullet	93	92	90	92	91
	AAC Oaklin	87	86	83	85	84
	AAC Reid 		118	117	115	107
	AAC Basil 				113	109
Means (t/ha)		4.2	4.18	4.36	4.57	4.55
Means (bu/ac)		110	110	115	120	120
Location-Years		24	19	15	10	5



¹ Values differing by less than 3 within a column may not represent true differences in yield.

² Cultivar yield rankings may vary from year to year. Decisions are therefore best made using data with the greatest number of years.

  = PBR Status; indicates varieties protected under PBR 91 or PBR 78. Visit pbrfacts.ca to learn more.

Ontario Cereal Crop Committee Performance Trials 2023

Table 3b - Oat Cumulative Yield Index¹ Area 2 and 3 Intensive

Hull Colour	Variety	5-Year Index Fungicides		4-Year Index Fungicides		3-Year Index Fungicides		2-Year Index Fungicides		2023 Index Fungicides	
		No	Yes	No	Yes	No	Yes	No	Yes	No	Yes
white	RC Amaze	89 ²	111	91	112	86	111	89	113	87	101
	AAC Bullet	88	108	88	108	83	106	84	106	86	98
	AAC Oaklin	82	103	82	102	77	102	78	103	81	95
	AAC Reid 			108	115	105	115	104	117	100	107
	AAC Basil 							100	121	102	113
Means (t/ha)		4.43	5.24	4.44	5.25	4.80	5.85	5.00	6.16	5.54	6.25
Means (bu/ac)		116	138	117	138	126	154	131	162	145	164
Location-Years		15		12		9		6		3	

¹ Values differing by less than 3 within a column may not represent true differences in yield.

² Cultivar yield rankings may vary from year to year. Decisions are therefore best made using data with the greatest number of years.





PBR Status; indicates varieties protected under PBR 91 or PBR 78. Visit pbrfacts.ca to learn more.

[Return to Index ...](#)



Ontario Cereal Crop Committee Performance Trials 2023

Table 3c - Oat Cumulative Yield Index¹, Area 2 Intensive

Hull Colour	Variety	5-Year Index Fungicides		4-Year Index Fungicides		3-Year Index Fungicides		2-Year Index Fungicides		2023 Index Fungicides	
		No	Yes	No	Yes	No	Yes	No	Yes	No	Yes
white	RC Amaze	91 ²	111	94	112	88	107	91	108	85	101
	AAC Bullet	89	110	91	110	85	106	87	105	84	97
	AAC Oaklin	83	104	84	104	78	101	81	101	80	94
	AAC Reid 	108	115	108	114	103	112	100	112	97	108
	AAC Basil 							101	116	100	113
Means		4.37	5.15	4.42	5.18	4.82	5.77	5.27	6.26	5.26	6.05
Means (bu/ac)		115	135	116	136	127	151	138	164	138	159
Location-Years		10		8		6		4		2	

¹ Values differing by less than 3 within a column may not represent true differences in yield.



² Cultivar yield rankings may vary from year to year. Decisions are therefore best made using data with the greatest number of years.

  PBR Status; indicates varieties protected under PBR 91 or PBR78. Visit pbrfacts.ca to learn more.

[Return to Index ...](#)



Ontario Cereal Crop Committee Performance Trials 2023

Table 3d - Oat Cumulative Lodging Score¹, Area 2 Intensive

Hull Colour	Variety	5-Year Lodging Score Fungicides		4-Year Lodging Score Fungicides		3-Year Lodging Score Fungicides		2-Year Lodging Score Fungicides		2023 Lodging Score Fungicides	
		No	Yes	No	Yes	No	Yes	No	Yes	No	Yes
		white	RC Amaze	3.7 ²	0.9	2.6	0.7	1.3	0.1	2.1	0.2
	AAC Bullet	4.1	1.2	3.6	1.2	3.0	0.9	3.4	1.2	0.0	0.0
	AAC Oaklin	5.4	1.1	5.1	1.2	4.6	0.9	4.4	1.4	0.0	0.0
	AAC Reid 	1.9	1.2	2.4	1.5	1.9	1.2	2.8	2.0	0.0	0.7
	AAC Basil 							1.0	0.9	0.0	0.0
Means		3.9	1.8	3.6	2.1	2.6	1.4	3.2	1.8	0.1	0.3
Location-Years		8		6		5		3		1	



¹ Lodging scores range from 0 to 9. A high score is undesirable

² Cultivar lodging rankings may vary from year to year. Decisions are therefore best made using data with the greatest number of years.

  PBR Status; indicates varieties protected under PBR 91 or PBR78. Visit pbrfacts.ca to learn more.

Ontario Cereal Crop Committee Performance Trials 2023

Table 3e - Oat Varietal Characteristics¹, Area 2

Cultivar	Hull Colour	Test Weight (kg/hL)	1000 Kernel Weight (g)	Heading (days)	Maturity (days)	Height (cm)	Crown Rust (0-9) ²	Leaf Septoria (0-9) ²	Straw Yield Index
RC Amaze	white	43.5	35.1	65	106	80	4.3	1.5	96
AAC Bullet	white	45.1	37.4	69	106	89	5.0	1.5	102
AAC Oaklin	white	45.2	36.7	69	106	89	5.7	5.0	99
AAC Reid 	white	43.5	37.3	71	107	96	2.2	1.0	99
AAC Basil 	white	41.4	35.4	69	107	85	3.2	2.0	105
Means		43.7	36.4	69	107	88	4.1	2.2	7.75 t/ha
Locations		3	3	3	1	2	2	1	2

Notes:





1. See Head to Head comparisons on GoCereals.ca website for multi-year data for trait characteristics.
2. For ratings 0-9, a high score is undesirable.



= PBR Status; indicates varieties protected under PBR 91 or PBR 78. Visit pbrfacts.ca to learn more.

Ontario Cereal Crop Committee Performance Trials 2023

Table 3f - Oat, Cumulative Yield Index¹ Area 3 Intensive

Hull Colour	Variety	5-Year Index Fungicides		4-Year Index Fungicides		3-Year Index Fungicides		2-Year Index Fungicides		2023 Index Fungicides	
		No	Yes	No	Yes	No	Yes	No	Yes	No	Yes
white	RC Amaze	85 ²	110	85	112	82	118	86	124	91	102
	Avatar	80	104	80	102	74	102	65	98	90	108
	AAC Bullet	86	104	83	103	81	107	78	110	89	100
	AAC Oaklin	80	102	76	99	74	103	73	106	84	96
	AAC Reid 			108	117	109	122	110	126	106	105
	AAC Zip 									91	111
	Alise			86	105	82	108	73	104	86	99
	Orford			98	107	96	109	96	107	98	99
	AAC Basil 							98	131	106	112
	CDC Endure 									87	98
Means (t/ha)		4.52	5.37	4.47	5.33	4.77	5.95	4.65	6.02	5.87	6.49
Means (bu/ac)		119	141	117	140	125	156	122	158	154	171
Location-Years		5		4		3		2		1	

¹ Values differing by less than 3 within a column may not represent true differences in yield.

² Cultivar yield rankings may vary from year to year. Decisions are therefore best made using data with the greatest number of years.

Rust races have overcome genetic resistance in the past 13 years, with some varieties being significantly impacted.







PBR Status; indicates varieties protected under PBR 91 or PBR 78. Visit pbrfacts.ca to learn more.

[Return to Index ...](#)

Ontario Cereal Crop Committee Performance Trials 2023

Table 3g - Oat Cumulative Lodging Score¹, Area 3 Intensive

Hull Colour	Variety	5-Year Lodging Score		4-Year Lodging Score		3-Year Lodging Score		2-Year Lodging Score		2023 Lodging Score	
		Fungicides		Fungicides		Fungicides		Fungicides		Fungicides	
		No	Yes	No	Yes	No	Yes	No	Yes	No	Yes
white	RC Amaze	4.2 ²	2.3	3.6	2.6	4.4	2.9	5.7	0.7	2.3	0.0
	Avatar	6.3	3.1	5.8	3.3	6.1	3.8	8.5	5.2	8.0	1.3
	AAC Bullet	3.0	1.8	3.4	2.1	3.7	2.4	4.7	2.0	0.7	0.0
	AAC Oaklin	4.5	2.1	4.3	2.1	4.1	1.8	6.2	2.7	3.3	0.0
	AAC Reid 			1.8	0.7	1.3	0.3	2.0	0.3	0.0	0.0
	AAC Zip 									1.3	0.0
	Alise			3.1	1.1	3.0	1.0	4.5	1.5	0.0	0.0
	Orford			3.6	2.7	3.6	2.9	2.8	4.0	0.0	0.0
	AAC Basil 							4.2	0.2	0.3	0.0
	CDC Endure 									0.0	0.0
Means		3.5	1.7	3.3	1.8	3.5	1.7	4.6	2.0	1.4	0.2
Location-Years		5		4		3		2		1	

¹ Lodging scores range from 0 to 9. A high score is undesirable

² Cultivar lodging rankings may vary from year to year. Decisions are therefore best made using data with the greatest number of years.







PBR Status; indicates varieties protected under PBR 91 or PBR78. Visit pbrfacts.ca

[Return to Index ...](#)



Ontario Cereal Crop Committee Performance Trials 2023

Table 3h - Oat Varietal Characteristics¹, Area 3

Cultivar	Hull Colour	Test Weight (kg/hL)	1000 Kernel Weight (g)	Heading (days)	Maturity (days)	Height (cm)	Lodging (0-9) ²	Crown Rust (0-9) ²	Straw Yield Index
RC Amaze	white	47.8	31.3	48	77	76	2.3	3.0	88
Avatar	white	50.4	32.6	51	79	78	8.0	4.0	63
AAC Bullet	white	48.9	32.8	52	81	79	0.7	2.7	92
AAC Oaklin	white	47.3	32.8	51	79	79	3.3	4.7	94
AAC Reid 	white	49.0	33.2	53	83	86	0.0	1.0	155
AAC Zip 	white	43.5	28.5	56	83	74	1.3	5.0	110
Alise	white	45.5	32.3	56	85	92	0.0	4.0	89
Orford	white	46.7	33.9	56	85	89	0.0	1.7	127
AAC Basil 	white	46.3	32.5	51	80	79	0.3	1.7	94
CDC Endure 	white	48.3	35.2	53	81	83	0.0	2.7	89
Means		47.4	32.5	53	81	82	1.6	3.0	3.34 t/ha
Locations		2	2	2	1	2	1	1	1













Notes:

1. See Head to Head comparisons on GoCereals.ca website for multi-year data for trait characteristics.
2. For ratings 0-9, a high score is undesirable.

  = PBR Status; indicates varieties protected under PBR 91 or PBR 78. Visit pbrfacts.ca to learn more.

Ontario Cereal Crop Committee Performance Trials 2023

Table 3i - Oat Cumulative Yield Index¹ Area 5 Intensive

Hull Colour	Variety	5-Year Index Fungicides		4-Year Index Fungicides		3-Year Index Fungicides		2-Year Index Fungicides		2023 Index Fungicides	
		No	Yes	No	Yes	No	Yes	No	Yes	No	Yes
white	AAC Bullet									98 ²	98
	AAC Richmond	104	103	104	102	104	102	103	99	101	98
	AAC Oaklin	93	96	93	95	93	95	96	96	92	93
	AAC Nicolas 	103	104	104	108	104	106	100	105	95	103
	AAC Banner 									89	92
	Kalio 	102	105	102	106	104	104	104	102	105	109
	AAC Chandler 	101	104	103	106	102	105	105	108	102	104
	AAC Reid 									97	98
	AAC Zip 									105	108
	Alise			97	101	97	103	98	100	102	107
	AAC Loki 					102	107	102	104	94	103
	Nika 					104	105	105	105	99	100
	Mistral					101	95	104	99	95	97
	AAC Basil 							105	104	99	105
	AAC Wight 							101	103	100	106
	Shaka 									97	102
	CDC Endure 									94	105
Means (t/ha)		5.96	6.10	6.13	6.33	6.61	6.76	7.20	7.31	7.26	7.67
Means (bu/ac)		157	160	161	166	173	177	189	192	191	201
Location-Years		5		4		3		2		1	

¹ Values differing by less than 3 within a column may not represent true differences in yield.

² Cultivar yield rankings may vary from year to year. Decisions are therefore best made using data with the greatest number of years.













Rust races have overcome genetic resistance in the past 13 years, with some varieties being significantly impacted.

  = PBR Status; indicates varieties protected under PBR 91 or PBR 78. Visit pbrfacts.ca to learn more.

[Return to Index ...](#)

Ontario Cereal Crop Committee Performance Trials 2023

Table 3j - Oat Cumulative Lodging Score¹, Area 5 Intensive

Hull Colour	Variety	5-Year Lodging Score		4-Year Lodging Score		3-Year Lodging Score		2-Year Lodging Score		2023 Lodging Score	
		Fungicides		Fungicides		Fungicides		Fungicides		Fungicides	
		No	Yes	No	Yes	No	Yes	No	Yes	No	Yes
white	AAC Bullet									5.0 ²	5.3
	AAC Richmond	3.0	2.5	3.0	2.3	3.2	2.7	3.3	2.8	5.7	5.7
	AAC Oaklin	1.5	1.9	1.9	2.3	2.4	2.6	2.0	2.2	4.0	4.3
	AAC Nicolas 	1.2	1.3	1.5	1.6	1.9	1.8	1.7	1.8	3.3	3.7
	AAC Banner 									6.3	6.3
	Kalio 	2.8	2.7	3.4	3.3	3.1	3.4	3.0	2.7	5.7	5.3
	AAC Chandler 	2.2	2.0	2.7	2.5	3.2	3.1	3.3	3.2	6.7	6.3
	AAC Reid 									5.7	5.3
	AAC Zip 									5.3	5.7
	Alise			1.6	1.7	1.9	2.2	2.2	2.8	4.3	5.7
	AAC Loki 					1.4	1.3	1.7	1.5	3.3	3.0
	Nika 					2.4	1.8	2.8	2.2	5.0	4.3
	Mistral					3.0	2.4	3.0	2.7	6.0	5.3
	AAC Basil 							2.3	2.5	4.7	5.0
	AAC Wight 							2.8	2.5	5.3	5.0
	Shaka 									4.3	3.0
CDC Endure 									5.0	4.7	
Means		2.2	2.1	2.5	2.4	2.8	2.6	3.1	2.8	5.1	4.8
Location-Years		5		4		3		2		1	

¹ Lodging scores range from 0 to 9. A high score is undesirable













² Cultivar lodging rankings may vary from year to year. Decisions are therefore best made using data with the greatest number of years.



PBR Status; indicates varieties protected under PBR 91 or PBR78. Visit pbrfacts.ca to learn more.

Ontario Cereal Crop Committee Performance Trials 2023

Table 3k - Oat Varietal Characteristics¹, Area 5

Cultivar	Hull Colour	1000						Leaf Septoria (0-9) ²	Straw Yield Index
		Test Weight (kg/hL)	Kernel Weight (g)	Heading (days)	Maturity (days)	Height (cm)	Lodging (0-9) ²		
AAC Bullet	white	45.4	32.1	55	101	92	6.2	3.3	91
AAC Richmond	white	48.1	35.2	59	102	114	4.3	3.7	142
AAC Oaklin	white	46.3	32.0	53	100	95	3.0	3.7	88
AAC Nicolas 	white	44.1	32.6	59	101	99	2.8	5.3	80
AAC Banner 	white	43.2	29.7	56	102	95	4.7	5.3	108
Kalio 	white	44.8	31.6	52	98	97	6.7	3.3	71
AAC Chandler 	white	46.2	31.8	56	101	86	6.0	4.3	74
AAC Reid 	white	42.6	30.0	55	100	101	3.2	4.0	138
AAC Zip 	white	45.7	30.0	58	100	91	5.7	4.3	83
Alise	white	44.7	34.5	60	102	111	2.5	4.7	117
AAC Loki 	white	44.8	31.8	56	99	102	2.0	5.7	109
Nika 	white	47.8	33.8	56	101	101	3.5	3.7	104
Mistral	white	44.9	31.3	53	101	96	5.7	3.7	119
AAC Basil 	white	42.5	29.9	52	98	95	5.7	5.7	87
AAC Wight 	white	43.6	32.3	56	101	99	2.7	5.0	95
Shaka 	white	47.5	30.9	56	102	101	5.0	4.3	125
CDC Endure 	white	45.5	31.2	54	100	100	5.2	5.3	67
Means		45.2	31.8	55	100	98	4.4	4.4	5.88 t/ha
Locations		2	2	2	2	2	2	1	2

Notes:







1. See Head to Head comparisons on GoCereals.ca website for multi-year data for trait characteristics.
2. For ratings 0-9, a high score is undesirable.

  = PBR Status; indicates varieties protected under PBR 91 or PBR 78. Visit pbrfacts.ca to learn more.

[Return to Index ...](#)

Ontario Cereal Crop Committee Performance Trials 2023

Table 4a - Spring Wheat Distributors

Class ¹	Variety	Distributor
hrs	Furano	C & M Seeds
	MAJOR	Synagri
	Fuzion	Semences Prograin Inc
	Wilkin 	C & M Seeds
	AAC Scotia (awned) 	Semican Inc
	TOPAZE (awned)	Pedigrain
	Raven (awned) 	C & M Seeds
	Ventry (awned)	SeCan Association
	AAC Synox (awned) 	Synagri
	Agora	Semican Inc
	AAC Harlaka (awned)	Semican Inc
	Starlite 	Snobelen Farms/Marc Bercier Seed Cleaning
	Arvida 	Semican Inc
	Audika	Synagri

Notes:









1. hrs = hard red spring



= PBR Status; indicates varieties protected under PBR 91 or PBR 78. Visit pbrfacts.ca to learn more.

Ontario Cereal Crop Committee Performance Trials 2023

Table 4b - Spring Barley Distributors

Class ¹	Variety	Distributor
2r	Bornholm	Alliance Agri-Turf/Beatty Seeds/Snobelen Farms
	AAC Synergy 	Semican Inc
	Esma 	SeCan Association
6r	Dignity	SeCan Association
	OCEANIK	Synagri
	Nordbec	Labonte Seed Ltd.
	Amberly	Rosebank Seed Farms Ltd.
	HY 621-6R	Alliance Agri-Turf/Beatty Seeds/Snobelen Farms
	Chambly	Semences Prograin Inc
	AAC Vitality 	Advantage Seed Growers
	AAC Montrose 	Labonte Seed Ltd.
	Baden	SeCan Association
	DS8126RB	Alliance Agri-Turf/Beatty Seeds/Snobelen Farms
	Rafale	Semican Inc
	Ariber 	Marc Bercier Seed Cleaning
	Massy 	Snobelen Farms
	AAC Cranbrook 	SeCan Association
	Tsunami	Semican Inc
6r hulless	AAC Malcolm 	SeCan Association

Notes:

1. 2r = 2 Row, 6r = 6 Row















= PBR Status; indicates varieties protected under PBR 91 or PBR 78. Visit pbrfacts.ca to learn more.

[Return to Index ...](#)

Ontario Cereal Crop Committee Performance Trials 2023

Table 4c - Oat Distributors

Class	Variety	Distributor
hulled	RC Amaze	Rosebank Seed Farms Ltd.
	Avatar	Pedigrain
	AAC Bullet	SeCan Association
	AAC Richmond	Semican Inc
	AAC Oaklin	C & M Seeds
	AAC Nicolas 	SeCan Association
	AAC Banner 	SeCan Association
	Kalio 	Elite Seeds
	AAC Chandler 	Labonte Seed Ltd.
	AAC Reid 	Alliance Agri-Turf
	AAC Zip 	SeCan Association
	Alise	Marc Bercier Seed Cleaning
	Orford	Semican Inc
	AAC Loki 	Synagri
	Nika 	Elite Seeds
	Mistral	Synagri
	AAC Basil 	SeCan Association
	AAC Wight 	SeCan Association
	Shaka 	Elite Seeds
	CDC Endure 	Semican Inc



= PBR Status; indicates varieties protected under PBR 91 or PBR 78. Visit pbrfacts.ca to learn more.

[Return to Index ...](#)

Table 4d - Distributor Contact Information

Distributor	Address
Alliance Agri-Turf	7386 9th Line, RR3 Thornton, Ontario, L0L 2N0 Tel: 1-800-971-4870 Fax: 905-857-8215 Website: www.allianceagri-turf.com
Beatty Seeds Ltd	289 County Road 12, PO Box 358, Bloomfield, Ontario, K0K 1G0 Tel: 1-613-393-2333 Fax: 1-613-393-1038 Website: www.beattyseeds.com
C&M Seeds	6180 5th Line, Palmerston, ON, N0G 2P0 Tel: 1-888-733-9432 Fax: 519-343-3792 Website: www.redwheat.com
Cribit Seeds	265 Katherine St S, West Montrose, ON, N0B 2V0 Tel: 1-519-664-3701 Website: www.cribit.com
Elite Seeds	Available through your local Agromart Tel: 519-282-6701 Website: www.eliteseeds.ca
Labonte Seeds	Box 130, New Liskeard, ON, P0J 1P0 Tel: 1-705-647-3129
Marc Bercier Cleaning Inc	251 Caledonia Rd, Saint Isidore, ON, K0C 2B0 Tel: 1-613-524-2981 Website: marcbercier.com
Pedigrain	5175 Boul. Laurier Est, St Hyacinthe, QC, J2R 2B4 Tel: 819-347-7502 Fax: 450-799-3229
Rosebank Seed Farms Ltd	7340 Perth Line, Staffa, ON, N0K 1Y0 Tel: 1-519-345-2697 www.rosebankseeds.ca
SeCan Association	400-300 Terry Fox Drive, Kanata, ON, K2K 0E3 Tel: 1-866-797-7874 Fax: 613-592-9497 Website: www.secan.com
Semences Prograin	145 Bas Rivière Nord, St Césaire, QC, J0L 1T0 Tel: 1-800-817-3732 Fax: 450-469-4547 Website: www.semencesprograin.com
Semican Inc	366, Rang 10, Plessisville, QC, G6L 2Y2 Tel: 1-866-362-3385 Fax: 819-362-3385 Website: www.semican.ca
Snobelen Farms Ltd	323 Havelock Street, Lucknow, Ontario, N0G 2H0 Tel: 1-519-528-2092 Fax: 1-519-528-3542 Website: www.snobelengrain.com
Synagri	5175 Boul. Laurier Est, St Hyacinthe, QC, J2R 2B4 Tel: 450-799-3226 Fax: 450-799-3229 Website: www.synagri.ca

 [Return to Index ...](#)