


2024

Ontario Winter Wheat Performance Trials

Data collected 2024

www.gocrops.ca



Conducted by the Ontario Cereal Crop Committee
Current as of August, 2024

General Information:

Cereal Performance Trials are conducted annually by the Ontario Cereal Crops Committee (OCCC). For more information about the OCCC, go to [GoCrops](#) website under “About Us”.



Winter wheat trials are conducted annually at 12 locations across Ontario. A map showing the testing areas and trial locations for winter wheat can be found on [GoCereals.ca](#) under “Performance: Winter Wheat”. Each trial consists of four replications and is managed according to the recommendations of the Ontario Ministry of Agriculture, Food and Rural Affairs. Detailed information about the practices used and explanations of terms can be found on [GoCereals.ca](#) under “Procedures: OCCC Trial Methods & Testing Procedures”. Trials are inspected by representatives of the OCCC after heading to ensure that they meet OCCC standards.

“Intensive” trials for winter wheat refers to trials that receive two applications of a foliar fungicide for the control of leaf diseases and/or Fusarium Head Blight. Fungicide treatments for winter wheat include a T1 (GS 30-31) and T3 (GS 60-65) fungicide application. **The OCCC thanks the Grain Farmers of Ontario, BASF, Bayer and Syngenta for their financial support towards the intensive trials.**

The Yield Index reflects the performance of the variety relative to the average of the trials. Yield Indices are “Heritability Adjusted Relative Values” (HARV), which favour results from trial locations with high repeatability from rep to rep. For more information, see: [Yan, W. Use of HARV in Variety Trial Summaries](#) under [gocrops/resources](#). Index values differing by less than 3 within a column may not represent true differences in yield. Variety yield rankings may vary from year to year. Decisions are therefore best made using data with the greatest number of years.

Heading and Physiological Maturity Days vary from year to year and should only be used to indicate relative differences.

Not all traits are expressed in any given year or area. For traits not reported in a table, see other area trait tables for that crop or previous years’ performance trial reports. Head to Head comparisons on [GoCrops](#) website give multi-year data for all trait characteristics.

Plant Breeders’ Rights Status;   indicates varieties protected under PBR 91 or PBR78. Visit [PBR Facts](#) to learn more.

Abbreviations:

- JD = Julian Days (days for January 1st)
- Fusarium Ratings: “Combined Fusarium Ratings” for winter wheat are based on BOTH Fusarium head blight ratings and deoxynivalenol (DON) levels from inoculated provincial trials. “DON Ratings” are based only on DON levels from inoculated provincial trials Ratings: MR=moderately resistant (best); MS=moderately susceptible; S=susceptible; HS=highly susceptible (worst)
- Other Ratings: For ratings 0 - 9, a high score is undesirable. Disease ratings are taken from naturally occurring infection.
- Winter Wheat Classes: sww = soft white winter; srw = soft red winter; hrw = hard red winter; efw = eastern feed winter; eow = (Canada Eastern Other Wheat) = does not meet quality standards for sww, srw or hrw; a = awned

For more information contact:

Ellen Sparry, Performance Trial Coordinator
C&M Seeds
Office# 519-343-3126
Email: esparry@redwheat.com

Joanna Follings
Cereals Specialist, OMAFRA
63 Lorne Avenue East-Suite 2B, Stratford, ON N5A 6S4
joanna.follings@ontario.ca
Office: 519-271-8180
Cell: 519-400-7124

2024

Ontario Winter Wheat Performance Trials



















Conducted by the Ontario Cereal Crop Committee ♦ www.gocereals.ca

Click on the desired table number to go to that table and to return to Table of Contents at the bottom of the page

Table #	Table	Page #
1	Cumulative Yield Indices - Area 1 & 2 combined	3
1a	Cumulative Yield Indices - Area 1 & 2 combined, INTENSIVE	4
2	Cumulative Yield Indices - Area 1	5
2a	Cumulative Yield Indices - Area 1 INTENSIVE	6
2b	Varietal Characteristics - Area 1	7
3	Cumulative Yield Indices - Area 2	8
3a	Cumulative Yield Indices - Area 2 INTENSIVE	9
3b	Varietal Characteristics - Area 2	10
4	Cumulative Yield Indices - Area 3	11
4a	Cumulative Yield Indices - Area 3 INTENSIVE	12
4b	Varietal Characteristics - Area 3	13
5	Cumulative Yield Indices - Area 5	14
5a	Cumulative Yield Indices - Area 5 INTENSIVE	15
5b	Varietal Characteristics - Area 5	16
6a	Ontario Winter Wheat Distributors	17
6b	Distributor Contact Information	18



Ontario Cereal Crop Performance Trials 2024

Table 1 - Winter Wheat Cumulative Yield Indices¹ Area 1 & 2 Combined

Class	Variety	5 Year	4 Year	3 Year	2 Year	2024
sww	Ava	97 ²	96	96	95	91
	25W38 (awned) 	104	103	101	101	100
srw	Branson 	99	99	99	100	104
	Marker	99	99	99	99	98
	UGRC Ring (awned) 	99	98	98	96	96
	Cruze (awned)	98	98	99	99	100
	B654SRW 	98	98	98	98	98
	Blaze (awned)	104	103	104	103	107
	Hilliard (awned) 	106	108	106	106	107
	OAC Constellation (awned) 	103	103	103	103	106
	Swoop 		100	101	101	99
	B700SRW (awned)		100	100	99	100
	OAC Moon (awned) 		102	101	101	99
	OAC Virgo 			102	102	100
	OAC Twilight 				97	95
	25R64 (awned) 				102	103
	25R29 (awned) 				103	104
	Fuze (awned)				103	102
	Caldwell 					110
	GRO-08SRW 					109
	25R65 					104
	hrw	PRO 81 (awned) 	101	101	99	99
Adrianus (awned) 		105	105	104	104	103
Redford 					101	99
Means (t/ha)		7.07	7.10	7.37	7.13	6.81
Means (bu/ac)		105.1	105.5	109.5	106.0	101.3
Location-Years		30	24	17	13	6

¹ Values differing by less than 3 within a column may not represent true differences in yield.



















² Cultivar yield rankings may vary from year to year. Decisions are therefore best made using data with the greatest number of years.

  PBR Status; indicates varieties protected under PBR 91 or pbr78s. Visit pbrfacts.ca to learn more.

[Return to index..](#)

Ontario Cereal Crop Performance Trials 2024

Table 1a - Winter Wheat Cumulative Yield Indices¹, Area 1 & 2 Combined, Intensive

Class	Variety	5-Year Index Fungicides		4-Year Index Fungicides		3-Year Index Fungicides		2-Year Index Fungicides		2024 Index Fungicides	
		No	Yes	No	Yes	No	Yes	No	Yes	No	Yes
sww	Ava	93 ²	100	92	99	92	99	90	99	84	96
	25W38 (awned) 	100	107	100	107	97	104	96	105	90	102
srw	Branson 	95	102	95	102	96	101	97	102	100	106
	Marker	96	102	95	102	96	102	95	102	92	101
	UGRC Ring (awned) 	95	101	94	101	95	101	92	99	91	99
	Cruze (awned)	95	103	95	103	96	103	95	103	96	104
	B654SRW 	95	103	94	103	95	103	94	103	95	107
	Blaze (awned)	101	108	99	107	99	106	98	106	99	107
	Hilliard (awned) 	103	107	104	108	102	106	102	107	102	107
	OAC Constellation (awned) 	100	104	100	104	99	103	99	103	102	105
	Swoop 			98	105	98	107	98	108	96	108
	B700SRW (awned)			96	107	96	105	94	105	93	109
	OAC Moon (awned) 			99	107	98	107	98	107	93	105
	OAC Twilight 							94	99	93	102
	OAC Virgo 					99	106	98	106	95	109
	25R64 (awned) 							99	110	100	113
	25R29 (awned) 							99	111	98	115
	Fuze (awned)							99	110	96	111
Caldwell 									105	109	
GRO-08SRW 									103	113	
25R65 									94	109	
hrw	PRO 81 (awned) 	98	101	97	100	96	99	95	100	90	97
	Adrianus (awned) 	102	106	101	105	99	103	99	104	96	101
	Redford 							94	102	90	98
Means (t/ha)		6.94	7.46	7.07	7.65	7.24	7.79	6.96	7.58	6.87	7.70
Means (bu/ac)		103.2	110.9	105.1	113.7	107.6	115.8	103.6	112.8	102.1	114.4
Location-Years		20		17		12		9		4	

¹ Values differing by less than 3 within a column may not represent true differences in yield.



















² Cultivar yield rankings may vary from year to year. Decisions are therefore best made using data with the greatest number of years.

  PBR Status; indicates varieties protected under PBR 91 or pbr78s. Visit pbrfacts.ca to learn more.

[Return to Index ...](#)



Ontario Cereal Crop Performance Trials 2024

Table 2 - Winter Wheat Cumulative Yield Indices¹ Area 1

Class	Variety	5 Year	4 Year	3 Year	2 Year	2024
sww	Ava	94 ²	93	93	92	87
	25W38 (awned) 	103	103	101	99	94
srw	Branson 	99	98	99	101	104
	Marker	98	98	99	98	98
	UGRC Ring (awned) 	99	98	99	96	97
	Cruze (awned)	99	99	101	100	101
	B654SRW 	98	97	96	97	97
	Blaze (awned)	104	102	102	102	102
	Hilliard (awned) 	105	106	104	104	106
	OAC Constellation (awned) 	102	102	101	101	107
	Swoop 		99	99	100	100
	B700SRW (awned)		102	101	99	100
	OAC Moon (awned) 		102	100	100	97
	OAC Virgo 			102	100	100
	OAC Twilight 				96	99
	25R64 (awned) 				105	104
	25R29 (awned) 				106	109
	Fuze (awned)				103	100
	Caldwell 					108
GRO-08SRW 					109	
25R65 					99	
hrw	PRO 81 (awned) 	100	99	98	98	93
	Adrianus (awned) 	105	104	102	101	99
	Redford 				97	93
Means (t/ha)		6.88	7.01	7.10	6.86	6.43
Means (bu/ac)		102.4	104.3	105.5	102.0	95.6
Location-Years		14	11	8	6	3



















¹ Values differing by less than 3 within a column may not represent true differences in yield.

² Cultivar yield rankings may vary from year to year. Decisions are therefore best made using data with the greatest number of years.

  PBR Status; indicates varieties protected under PBR 91 or pbr78s. Visit pbrfacts.ca to learn more.

Ontario Cereal Crop Performance Trials 2024

Table 2a - Winter Wheat Cumulative Yield Indices¹, Area 1, Intensive

Class	Variety	5-Year Index Fungicides		4-Year Index Fungicides		3-Year Index Fungicides		2-Year Index Fungicides		2024 Index Fungicides	
		No	Yes	No	Yes	No	Yes	No	Yes	No	Yes
sww	Ava	91 ²	96	90	95	90	96	89	96	81	94
	25W38 (awned) 	101	106	100	107	98	104	96	104	88	100
srw	Branson 	96	100	96	101	97	100	98	101	100	105
	Marker	95	101	95	101	96	102	95	102	93	104
	UGRC Ring (awned) 	96	100	95	100	96	100	93	98	92	99
	Cruze (awned)	97	103	97	103	99	103	97	103	96	104
	B654SRW 	95	100	94	100	94	100	94	101	93	105
	Blaze (awned)	102	106	100	105	100	104	99	104	97	104
	Hilliard (awned) 	103	106	103	107	102	104	102	105	102	107
	OAC Constellation (awned) 	100	103	100	104	99	101	98	101	102	106
	Swoop 			96	102	97	104	97	105	96	108
	B700SRW (awned)			99	107	99	106	96	105	95	110
	OAC Moon (awned) 			99	106	98	105	98	104	92	103
	OAC Twilight 							93	96	94	102
	OAC Virgo 					99	105	97	105	94	108
	25R64 (awned) 							103	110	100	112
	25R29 (awned) 							104	111	104	116
	Fuze (awned)							100	109	95	110
	Caldwell 									104	107
GRO-08SRW 									104	113	
25R65 									94	108	
hrw	PRO 81 (awned) 	98	99	96	98	95	97	95	98	88	96
	Adrianus (awned) 	103	106	101	105	99	103	99	103	94	101
	Redford 							94	101	87	97
Means (t/ha)		6.84	7.18	7.01	7.39	7.10	7.44	6.86	7.26	6.43	7.15
Means (bu/ac)		101.7	106.8	104.3	109.9	105.5	110.7	102.0	108.0	95.6	106.3
Location-Years		13		11		8		6		3	



















¹ Values differing by less than 3 within a column may not represent true differences in yield.

² Cultivar yield rankings may vary from year to year. Decisions are therefore best made using data with the greatest number of years.

  PBR Status; indicates varieties protected under PBR 91 or pbr78s. Visit pbrfacts.ca to learn more.

Ontario Cereal Crop Performance Trials 2024



Table 2b - Winter Wheat Varietal Characteristics¹ Area 1

Class	Variety	Fusarium Data			1000											
		Combined		Test	Kernel	Winter	Heading	Maturity	Powdery	Leaf	Leaf	Stripe				
		Fusarium	Don										Weight	Protein	Weight	Survival
Rating ²	Rating ²	Years	(kg/hL)	(%)	(g)	(%)	(0-9) ³	(cm)	(JD)	(JD)	(0-9) ³	(0-9) ³	(0-9) ³	(0-9) ³		
sww	Ava	MS	S	6	72.8	11.1	32.9	93	0.1	107	145	178	3.5	5.8	2.4	1.6
	25W38 	S	S	5	73.1	10.7	34.6	98	0.0	86	141	177	0.3	4.0	3.0	2.1
srw	Branson 	S	MS	6	75.6	10.7	35.7	90	1.1	90	139	176	2.0	4.0	2.1	2.0
	Marker	S	S	6	73.7	9.9	30.9	90	0.8	98	142	177	3.5	5.3	2.5	1.5
	UGRC Ring 	MS	MS	6	73.9	10.2	36.2	90	2.6	98	141	177	3.3	4.3	2.9	2.3
	Cruze	MS	MS	6	77.0	10.5	34.3	93	1.6	92	141	176	2.3	4.0	2.8	2.3
	B654SRW 	S	MS	6	76.0	9.8	36.4	93	1.0	100	141	176	4.5	2.3	3.1	2.2
	Blaze	MS	MS	6	75.5	10.6	35.0	88	0.0	94	142	177	1.8	5.0	2.4	1.4
	Hilliard 	MS	MS	5	76.2	11.1	34.0	100	0.4	91	139	177	0.0	3.3	2.0	0.8
	OAC Constellation 	S	S	4	78.3	11.0	38.3	100	0.5	91	140	176	0.3	0.5	3.6	2.5
	Swoop 	MS	MS	3	75.3	10.3	34.0	98	2.8	99	141	177	2.3	2.8	3.0	2.3
	B700SRW	MR	MR	3	75.3	10.5	33.6	95	1.0	87	140	176	3.0	5.3	2.9	2.7
	OAC Moon 	MS	MS	3	73.9	10.7	30.1	93	0.3	87	140	176	3.0	3.8	3.1	2.4
	OAC Twilight 	S	S	1	76.9	10.9	36.5	90	0.8	95	139	176	2.3	2.0	4.1	2.4
	OAC Virgo 	MS	MS	2	75.3	9.7	33.4	93	0.3	94	141	177	0.8	5.5	2.5	2.1
	25R64 	MS	S	1	73.0	10.4	34.4	95	0.3	87	143	177	2.3	3.0	2.0	1.8
	25R29 	HS	S	1	75.9	10.8	37.2	98	0.3	89	141	177	3.8	4.5	3.1	1.8
	Fuze	MS	S	1	74.5	10.0	33.0	93	0.6	86	142	177	0.8	3.0	2.4	2.1
	Caldwell 	--	--	--	76.6	10.7	35.1	93	0.1	91	143	177	3.0	1.0	1.6	0.9
	GRO-08SRW 	--	--	--	76.6	10.4	33.5	100	0.5	92	140	176	1.3	5.0	2.5	2.3
	25R65 	--	--	--	72.6	9.7	29.7	93	0.1	85	142	177	1.3	5.5	3.0	2.0
hrw	PRO 8 	MS	MS	6	77.6	12.5	33.4	90	0.4	103	143	176	0.5	2.3	2.6	0.8
	Adrianus 	S	S	5	78.2	12.0	42.7	98	0.0	95	145	177	0.3	0.5	2.9	1.3
	Redford 	MR	S	1	74.5	12.5	42.3	95	0.0	107	145	178	3.0	3.3	3.0	1.0
Means					75.3	10.7	34.9	94	0.6	93	141	177	2.0	3.6	2.7	1.9
Locations					3	2	3	1	2	3	3	1	1	1	2	3

¹See Head to Head comparisons on GoCrops.ca website for multi-year data for trait characteristics.



















²MR=moderately resistant (best); MS=moderately susceptible; S=susceptible; HS=highly susceptible (worst).

³ For ratings 0-9, a high score is undesirable. Disease ratings are taken from naturally occurring infection.

  PBR Status; indicates varieties protected under PBR 91 or pbr78s. Visit pbrfacts.ca to learn more.

Ontario Cereal Crop Performance Trials 2024

Table 3 - Winter Wheat Cumulative Yield Indices¹ Area 2

Class	Variety	5 Year	4 Year	3 Year	2 Year	2024	
sww	Ava	99 ²	99	98	98	94	
	25W38 (awned) 	104	104	101	103	107	
srw	Branson 	99	99	99	100	104	
	Marker	100	99	100	100	98	
	UGRC Ring (awned) 	99	97	97	96	95	
	Cruze (awned)	97	97	98	97	99	
	B654SRW 	99	99	99	98	100	
	Blaze (awned)	104	104	105	104	112	
	Hilliard (awned) 	108	109	109	108	109	
	OAC Constellation (awned) 	104	104	105	104	105	
	UGRC C2-5		94	92	92	80	
	UGRC GL164		98	98	96	88	
	Swoop 			102	102	101	97
	B700SRW (awned)			99	99	98	101
	OAC Moon (awned) 			102	102	101	101
	OAC Virgo 				103	103	101
	OAC Twilight 					98	92
	25R64 (awned) 					100	103
	25R29 (awned) 					100	99
	Fuze (awned)					103	105
	12w931-256						86
	ca14015-10 (awned)						97
	Caldwell 						112
GRO-08SRW 						108	
25R65 						110	
hrw	PRO 81 (awned) 	102	102	101	100	96	
	Adrianus (awned) 	105	106	105	107	107	
	Redford 				104	105	
Means (t/ha)		7.21	7.16	7.58	7.33	7.14	
Means (bu/ac)		107.2	106.5	112.7	109.0	106.1	
Location-Years		16	13	9	7	3	

¹ Values differing by less than 3 within a column may not represent true differences in yield.



















² Cultivar yield rankings may vary from year to year. Decisions are therefore best made using data with the greatest number of years.



PBR Status; indicates varieties protected under PBR 91 or pbr78s. Visit pbrfacts.ca to learn more.

Ontario Cereal Crop Performance Trials 2024

Table 3a - Winter Wheat Cumulative Yield Indices¹, Area 2, Intensive

Class	Variety	5-Year Index Fungicides		4-Year Index Fungicides		3-Year Index Fungicides		2-Year Index Fungicides		2024 Index Fungicides	
		No	Yes	No	Yes	No	Yes	No	Yes	No	Yes
sww	Ava	96 ²	105	96	105	95	104	94	104	91	103
	25W38 (awned) 	99	108	98	108	95	105	95	106	94	106
srw	Branson 	93	104	94	105	94	103	93	103	100	111
	Marker	97	105	95	104	96	103	95	102	91	92
	UGRC Ring (awned) 	92	102	91	102	92	103	90	102	87	98
	UGRC C2-5			93	103	91	103	92	104	80	92
	Cruze (awned)	92	103	92	103	92	103	91	103	95	105
	UGRC GL164			97	106	96	107	96	109	84	107
	B654SRW 	96	109	95	110	96	109	94	108	102	114
	Blaze (awned)	99	111	98	111	98	109	97	109	105	115
	Hilliard (awned) 	103	109	104	110	103	109	102	109	104	108
	OAC Constellation (awned) 	99	105	99	106	100	107	100	106	99	104
	Swoop 			100	110	101	112	100	112	98	110
	B700SRW (awned)			90	106	91	105	89	103	86	107
	OAC Moon (awned) 			97	110	99	111	98	112	97	110
	OAC Twilight 							94	105	89	105
	OAC Virgo 					99	109	99	109	97	110
	12w931-256									84	102
	ca14015-10 (awned)									90	99
	25R64 (awned) 							93	110	99	114
	25R29 (awned) 							89	109	79	110
	Fuze (awned)							96	111	97	114
Caldwell 									105	112	
GRO-08SRW 									99	115	
25R65 									95	114	
hrw	PRO 81 (awned) 	99	104	97	103	96	103	96	103	98	101
	Adrianus (awned) 	100	105	100	104	99	104	100	105	99	103
	Redford 							95	103	97	100
Means (t/ha)		7.10	7.91	7.15	8.04	7.47	8.39	7.14	8.12	7.97	9.06
Means (bu/ac)		105.5	117.6	106.4	119.6	111.1	124.7	106.2	120.8	118.5	134.8
Location-Years		7		6		4		3		1	



















¹ Values differing by less than 3 within a column may not represent true differences in yield.

² Cultivar yield rankings may vary from year to year. Decisions are therefore best made using data with the greatest number of years.

  PBR Status; indicates varieties protected under PBR 91 or pbr78s. Visit pbrfacts.ca to learn more.

Ontario Cereal Crop Performance Trials 2024

Table 3b - Winter Wheat Varietal Characteristics¹ Area 2

Class	Variety	Fusarium Data			Test		1000 Kernel		Height (cm)	Heading Date (JD)	Maturity Date (JD)	Powdery Mildew (0-9) ³	Leaf Septoria (0-9) ³	Stripe Rust (0-9) ³	Straw Yield Index
		Fusarium Rating ²	Don Rating ²	Years	Weight (kg/hL)	Protein (%)	Weight (g)	Lodging (0-9) ³							
sww	Ava	MS	S	6	63.9	10.7	32.4	1.6	121	151	190	3.9	2.3	2.8	109
	25W38 	S	S	5	66.3	10.3	33.0	0.5	101	147	189	0.9	1.3	0.6	87
srw	Branson 	S	MS	6	68.2	10.9	32.1	1.6	104	146	185	2.7	2.8	1.5	90
	Marker	S	S	6	65.6	10.5	29.5	3.8	110	147	189	4.0	1.8	2.9	96
	UGRC Ring 	MS	MS	6	64.6	10.4	33.4	5.5	110	147	186	3.4	2.5	4.0	95
	UGRC C2-5	MS	MS	4	62.8	10.1	34.0	1.5	117	151	191	1.7	2.3	4.9	118
	Cruze	MS	MS	6	67.6	10.5	30.9	3.0	103	147	189	3.6	2.8	3.9	94
	UGRC GL164	S	S	4	68.2	10.7	27.0	3.5	104	147	186	3.3	2.0	5.3	99
	B654SRW 	S	MS	6	67.2	10.1	34.2	1.4	113	147	185	3.9	5.3	1.1	97
	Blaze	MS	MS	6	67.9	10.1	33.9	1.1	105	148	188	2.1	1.0	0.9	91
	Hilliard 	MS	MS	5	67.2	10.8	32.6	3.1	106	146	187	0.6	1.3	0.5	108
	OAC Constellation 	S	S	4	68.2	10.6	33.4	5.3	102	146	183	2.2	3.8	1.4	109
	Swoop 	MS	MS	3	66.5	10.2	31.9	4.3	110	148	185	3.5	3.8	1.9	102
	B700SRW	MR	MR	3	66.8	10.4	30.4	1.4	100	146	186	3.8	2.8	4.9	75
	OAC Moon 	MS	MS	3	65.3	10.8	26.4	0.3	99	146	185	2.8	4.3	1.0	94
	OAC Twilight 	S	S	1	65.5	10.8	29.7	1.0	108	145	185	3.0	3.5	6.9	75
	OAC Virgo 	MS	MS	2	68.6	10.0	32.5	1.3	107	147	185	2.3	2.8	2.6	95
	12w931-256	--	--	--	64.7	10.9	31.4	3.0	110	149	188	3.5	1.8	5.6	118
	ca14015-10	--	--	--	65.0	10.6	34.0	3.8	104	147	186	3.5	1.8	1.4	109
	25R64 	MS	S	1	63.5	10.5	30.2	0.9	101	149	189	2.5	3.3	1.1	82
	25R29 	HS	S	1	67.2	10.3	33.1	0.4	104	148	191	3.8	2.0	6.6	78
	Fuze	MS	S	1	66.8	10.3	29.4	1.0	100	147	187	1.5	2.5	1.4	91
	Caldwell 	--	--	--	67.8	10.8	31.6	0.5	103	148	188	4.0	2.0	4.1	108
	GRO-08SRW 	--	--	--	69.8	10.4	31.3	2.1	101	146	188	1.9	1.8	3.9	91
	25R65 	--	--	--	66.4	9.8	30.2	0.4	99	148	189	2.8	1.5	1.4	85
hrw	PRO 8 	MS	MS	6	69.3	12.6	31.9	5.5	111	148	186	0.4	1.8	0.1	143
	Adrianus 	S	S	5	69.8	12.0	40.5	1.4	110	152	191	0.4	2.0	0.0	133
	Redford 	MR	S	1	68.3	12.4	41.7	0.6	115	149	189	3.2	1.5	0.1	126
Means					66.7	10.7	32.2	2.1	106	147	187	2.7	2.4	2.6	3.92 t/ha
Locations					3	2	3	2	2	2	1	2	1	2	1

¹See Head to Head comparisons on GoCrops.ca website for multi-year data for trait characteristics.
















²MR=moderately resistant (best); MS=moderately susceptible; S=susceptible; HS=highly susceptible (worst).

³ For ratings 0-9, a high score is undesirable. Disease ratings are taken from naturally occurring infection

  PBR Status; indicates varieties protected under PBR 91 or pbr78s. Visit pbrfacts.ca to learn more.



Ontario Cereal Crop Performance Trials 2024

Table 4 - Winter Wheat Cumulative Yield Indices¹ Area 3

Class	Variety	5 Year	4 Year	3 Year	2 Year	2024
srw	Branson 	101 ²	101	100	102	102
	Marker	96	95	95	96	91
	UGRC C2-5	99	98	97	97	93
	UGRC GL164	98	98	98	98	95
	B654SRW 	101	101	101	101	103
	Blaze (awned)	101	101	101	101	101
	OAC Constellation (awned) 	100	101	101	102	103
	Swoop 		101	101	99	97
	Hilliard (awned) 			101	101	102
	OAC Moon (awned) 			103	103	104
	OAC Virgo 			102	101	102
	B700SRW (awned)				101	102
	25R64 (awned) 				103	105
	25R29 (awned) 				106	110
	Fuze (awned)				104	104
	OAC Twilight 					95
	Caldwell 					104
	GRO-08SRW 					101
	hrw	PRO 81 (awned) 	97	98	97	94
Adrianus (awned) 		99	99	98	95	97
Redford 					95	96
Means (t/ha)		8.16	8.45	8.60	8.68	9.00
Means (bu/ac)		121.4	125.6	127.8	129.1	133.8
Location-Years		13	12	9	6	3
















¹ Values differing by less than 3 within a column may not represent true differences in yield.

² Cultivar yield rankings may vary from year to year. Decisions are therefore best made using data with the greatest number of years.

  PBR Status; indicates varieties protected under PBR 91 or pbr78s. Visit pbrfacts.ca to learn more.

Ontario Cereal Crop Performance Trials 2024

Table 4a - Winter Wheat Cumulative Yield Indices¹, Area 3, Intensive

Class	Variety	5-Year Index Fungicides		4-Year Index Fungicides		3-Year Index Fungicides		2-Year Index Fungicides		2024 Index Fungicides	
		No	Yes	No	Yes	No	Yes	No	Yes	No	Yes
srw	Branson 	100 ²	109	97	109	96	110	100	107	101	104
	Marker	89	99	86	99	83	100	88	98	80	90
	UGRC C2-5	93	99	91	100	87	99	89	95	84	87
	UGRC GL164	97	100	96	101	95	100	97	96	93	90
	B654SRW 	97	106	94	105	94	107	97	105	102	105
	Blaze (awned)	100	104	99	106	98	108	101	108	103	107
	Hilliard (awned) 					94	105	98	106	101	107
	OAC Constellation (awned) 	95	103	95	106	93	108	98	107	100	105
	Swoop 			97	106	96	107	96	104	96	102
	B700SRW (awned)							97	109	97	109
	OAC Moon (awned) 					99	111	101	111	102	109
	OAC Twilight 									94	101
	OAC Virgo 					98	109	96	104	98	104
	25R64 (awned) 									100	110
	25R29 (awned) 									106	117
	Fuze (awned)									102	109
	Caldwell 										104
GRO-08SRW 										99	108
hrw	PRO 81 (awned) 	92	98	91	98	88	97	85	91	90	92
	Adrianus (awned) 	92	95	92	97	90	96	87	94	94	97
	Redford 									85	91
Means (t/ha)		7.13	7.68	7.64	8.45	7.92	8.92	8.52	9.30	8.70	9.21
Means (bu/ac)		106.0	114.1	113.5	125.7	117.7	132.6	126.7	138.3	129.3	136.9
Location-Years		5		4		3		2		1	

¹ Values differing by less than 3 within a column may not represent true differences in yield.
















² Cultivar yield rankings may vary from year to year. Decisions are therefore best made using data with the greatest number of years.

  PBR Status; indicates varieties protected under PBR 91 or pbr78s. Visit pbrfacts.ca to learn more.

[Return to Index ...](#)

Ontario Cereal Crop Performance Trials 2024



Table 4b - Winter Wheat Varietal Characteristics¹ Area 3

Class	Variety	Fusarium Data			1000					Powder						
		Combined Fusarium Rating ²	Don Rating ²	Years	Test Weight (kg/hL)	Protein (%)	Kernel Weight (g)	Winter Survival (%)	Lodging (0-9) ³	Height (cm)	Heading Date (JD)	Maturity Date (JD)	γ Mildew (0-9) ³	Leaf Rust (0-9) ³	Leaf Septoria (0-9) ³	Straw Yield Index
srw	Branson 	S	MS	6	74.4	10.1	36.9	88	6.1	86	149	185	0.7	1.3	2.0	92
	Marker	S	S	6	73.0	9.7	32.4	82	7.1	92	152	187	2.7	0.7	1.5	106
	UGRC C2-5	MS	MS	4	73.4	9.8	42.3	86	5.1	100	155	189	1.0	2.7	1.4	107
	UGRC GL164	S	S	4	74.1	10.4	30.3	82	7.8	86	150	185	1.3	0.7	1.8	92
	B654SRW 	S	MS	6	75.0	9.0	40.8	84	4.8	97	151	187	3.3	1.3	2.5	88
	Blaze	MS	MS	6	73.9	10.1	39.7	86	4.9	91	152	185	1.0	1.0	2.3	94
	Hilliard 	MS	MS	5	74.4	10.3	36.2	91	3.1	90	150	186	0.3	0.0	1.7	100
	OAC Constellation 	S	S	4	75.8	10.2	38.2	92	5.3	87	150	184	0.0	0.0	3.7	89
	Swoop 	MS	MS	3	74.1	9.7	35.8	79	7.3	92	152	186	2.7	1.7	1.9	97
	B700SRW	MR	MR	3	74.3	9.9	36.6	84	4.8	85	150	187	3.7	1.3	1.8	99
	OAC Moon 	MS	MS	3	72.7	10.0	32.0	86	3.6	82	149	187	2.3	1.3	3.1	92
	OAC Twilight 	S	S	1	74.3	10.1	36.8	89	5.9	90	149	184	0.7	1.3	3.2	89
	OAC Virgo 	MS	MS	2	75.9	9.6	36.6	86	5.0	90	150	185	1.0	1.7	1.8	95
	25R64 	MS	S	1	70.9	9.4	35.9	83	5.4	84	153	189	1.7	0.3	1.6	102
	25R29 	HS	S	1	74.0	9.5	41.0	86	1.9	85	151	188	2.0	3.3	2.6	103
	Fuze	MS	S	1	73.6	9.6	37.0	83	2.8	86	151	187	1.3	3.0	1.5	98
	Caldwell	--	--	--	74.8	10.2	37.3	90	5.9	87	152	186	0.3	0.0	1.5	101
	GRO-08SRW 	--	--	--	76.4	10.0	36.9	86	4.4	84	151	187	0.0	2.0	2.7	105
	25R65 	--	--	--	73.0	8.1	34.6	72	--	78	156	189	1.3	1.7	2.7	--
hrw	PRO 81 	MS	MS	6	78.9	11.6	36.5	83	2.8	91	152	187	0.0	0.3	2.5	115
	Adrianus 	S	S	5	76.9	11.4	45.5	84	0.6	89	154	188	0.0	0.3	1.8	123
	Redford 	MR	S	1	76.2	11.6	48.2	89	1.1	97	153	186	0.0	0.3	2.1	112
Means					74.6	10.1	37.7	85	4.5	89	151	186	1.2	1.2	2.1	6.99 t/ha
Locations					3	3	3	2	2	3	3	3	1	1	2	1

¹See Head to Head comparisons on GoCrops.ca website for multi-year data for trait characteristics.














²MR=moderately resistant (best); MS=moderately susceptible; S=susceptible; HS=highly susceptible (worst).

³ For ratings 0-9, a high score is undesirable. Disease ratings are taken from naturally occurring infection.

  PBR Status; indicates varieties protected under PBR 91 or pbr78s. Visit pbrfacts.ca to learn more.

Ontario Cereal Crop Performance Trials 2024

Table 5 - Winter Wheat Cumulative Yield Indices¹ Area 5

Class	Variety	4 Year	3 Year	2 Year	2024	
srw	Marker	102 ²	101	101	97	
	UGRC C2-5	103	98	96	93	
	UGRC GL164	98	95	89	90	
	B654SRW 	111	110	110	115	
	Blaze (awned)	104	105	103	101	
	Swoop 	105	107	106	108	
	Hilliard (awned) 		100	100	101	
	OAC Virgo 		104	103	100	
	OAC Constellation (awned) 			99	96	
	B700SRW (awned)			103	97	
	OAC Moon (awned) 			97	91	
	25R29 (awned) 			116	117	
	25R64 (awned) 				113	
	OAC Twilight 				97	
	Fuze (awned)				102	
	GRO-08SRW 				111	
	hrw	PRO 81 (awned) 	91	91	89	88
		Adrianus (awned) 	80	77	79	92
		Redford 			90	86
Means (t/ha)		7.55	7.82	8.00	7.89	
Means (bu/ac)		112.3	116.3	118.9	117.3	
Location-Years		8	6	4	2	

¹ Values differing by less than 3 within a column may not represent true differences in yield.

² Cultivar yield rankings may vary from year to year. Decisions are therefore best made using data with the greatest number of years.
















PBR Status; indicates varieties protected under PBR 91 or pbr78s. Visit pbrfacts.ca to learn more.

[Return to Index ...](#)

Ontario Cereal Crop Performance Trials 2024

Table 5a - Winter Wheat Cumulative Yield Indices¹, Area 5, Intensive

Class	Variety	4-Year Index Fungicides		3-Year Index Fungicides		2-Year Index Fungicides		2024 Index Fungicides	
		No	Yes	No	Yes	No	Yes	No	Yes
srw	Marker	99 ²	103	99	103	102	104	104	105
	UGRC C2-5	98	98	97	95	98	99	96	96
	UGRC GL164	98	98	96	95	96	99	99	96
	B654SRW 	104	108	105	107	105	108	110	109
	Blaze (awned)	106	107	109	107	105	104	105	105
	Hilliard (awned) 			103	101	98	95	97	91
	OAC Constellation (awned) 					102	98	102	97
	Swoop 	105	108	104	106	102	104	105	100
	B700SRW (awned)					104	104	102	101
	OAC Moon (awned) 					103	103	103	102
	OAC Twilight 							98	95
	OAC Virgo 			104	103	101	102	107	104
	25R64 (awned) 							111	106
	25R29 (awned) 					109	107	107	104
	Fuze (awned)							104	101
GRO-08SRW 							102	97	
hrw	PRO 81 (awned) 	94	93	95	95	93	89	93	89
	Adrianus (awned) 	87	89	86	88	91	93	92	87
	Redford 					91	90	91	87
Means (t/ha)		8.68	8.77	9.01	9.01	9.16	9.13	9.49	9.15
Means (bu/ac)		129.1	130.4	133.9	134.0	136.2	135.7	141.1	136.1
Location-Years		4		3		2		1	















¹ Values differing by less than 3 within a column may not represent true differences in yield.

² Cultivar yield rankings may vary from year to year. Decisions are therefore best made using data with the greatest number of years.

  PBR Status; indicates varieties protected under PBR 91 or pbr78s. Visit pbrfacts.ca to learn more.

Ontario Cereal Crop Performance Trials 2024



Table 5b - Winter Wheat Varietal Characteristics¹ Area 5

Class	Variety	Fusarium Data			Test		1000 Kernel Weight (g)	Winter Survival (%)	Lodgin g (0-9) ³	Height (cm)	Heading Date (JD)	Maturity Date (JD)
		Fusarium Rating ²	Don Rating ²	Years	Weigh t (kg/hL)	Protein (%)						
srw	Marker	S	S	6	74.9	9.4	29.3	85	2.3	91	164	206
	UGRC C2-5	MS	MS	4	75.0	10.0	34.6	88	2.5	95	166	207
	UGRC GL164	S	S	4	77.2	10.6	27.8	83	0.0	85	164	205
	B654SRW 	S	MS	6	77.8	9.9	36.6	89	0.3	95	165	205
	Blaze	MS	MS	6	75.9	10.0	33.4	93	0.0	90	166	206
	Hilliard 	MS	MS	5	78.3	11.2	35.5	93	0.0	85	164	205
	OAC Constellation 	S	S	4	78.0	10.3	34.8	88	0.0	83	164	204
	Swoop 	MS	MS	3	77.8	10.2	33.8	91	0.5	90	166	206
	B700SRW	MR	MR	3	77.0	10.5	33.2	85	0.0	83	164	206
	OAC Moon 	MS	MS	3	73.8	10.2	26.1	81	0.0	79	163	205
	OAC Twilight 	S	S	1	77.8	11.0	36.2	89	0.0	89	163	204
	OAC Virgo 	MS	MS	2	76.2	9.4	30.9	92	0.0	89	164	205
	25R64 	MS	S	1	74.8	9.6	34.0	94	0.0	80	166	207
	25R29 	HS	S	1	76.7	10.5	37.3	94	0.0	83	166	207
	Fuze	MS	S	1	76.8	9.9	32.6	90	0.0	79	164	206
	GRO-08SRW 	--	--	--	80.0	10.9	34.3	94	0.0	84	164	206
	25R65 	--	--	--	70.5	8.7	23.6	78	0.0	83	169	214
hrw	PRO 81 	MS	MS	6	78.5	12.7	32.2	88	0.3	85	166	206
	Adrianus 	S	S	5	76.7	12.4	38.1	90	0.0	86	168	207
	Redford 	MR	S	1	71.6	12.7	37.6	83	0.0	90	168	207
Means				76.4	10.6	33.3	89	0.3	86	165	206	
Locations				2	2	2	2	1	2	2	2	

¹See Head to Head comparisons on GoCrops.ca website for multi-year data for trait characteristics.



















²MR=moderately resistant (best); MS=moderately susceptible; S=susceptible; HS=highly susceptible (worst).

³ For ratings 0-9, a high score is undesirable. Disease ratings are taken from naturally occurring infection.footer2

  PBR Status; indicates varieties protected under PBR 91 or pbr78s. Visit pbrfacts.ca to learn more.

Ontario Cereal Crop Performance Trials 2024

Table 6a - Winter Wheat Distributors

Class ¹	Variety	Distributor
sww	Ava	Alliance Agri-Turf/Snobelen Farms
	25W38 (awned) 	Pioneer® Seeds
srw	Branson 	Alliance Agri-Turf/Snobelen Farms
	Marker	Snobelen Farms
	UGRC Ring (awned) 	Elite Seeds
	UGRC C2-5	Semican Inc
	Cruze (awned)	C & M Seeds
	UGRC GL164	Semican Inc
	B654SRW 	Alliance Agri-Turf/Snobelen Farms
	Blaze (awned)	C & M Seeds
	Hilliard (awned) 	C & M Seeds
	OAC Constellation (awned) 	SeCan Association
	Swoop 	C & M Seeds
	B700SRW (awned)	Alliance Agri-Turf/Snobelen Farms
	OAC Moon (awned) 	SeCan Association
	OAC Twilight 	University of Guelph
	OAC Virgo 	SeCan Association
	12w931-256	Univ of Guelph, Ridgetown
	ca14015-10 (awned)	Univ of Guelph, Ridgetown
	25R64 (awned) 	Pioneer® Seeds
	25R29 (awned) 	Pioneer® Seeds
	Fuze (awned)	C & M Seeds
	Caldwell 	SeCan Association
	GRO-08SRW 	Alliance Agri-Turf/Snobelen Farms
	25R65 	Pioneer HiBred
hrw	PRO 81 (awned) 	C & M Seeds
	Adrianus (awned) 	C & M Seeds
	Redford 	C & M Seeds

¹ sww = soft white winter, srw = soft red winter, hrw = hard red winter.



PBR Status; indicates varieties protected under PBR 91 or pbr78s. Visit pbrfacts.ca to learn more.

Ontario Cereal Crop Performance Trials 2024

Table 6b - Ontario Winter Wheat Distributor/Sponsor Contact Information

Distributor	Address
Alliance Agri-Turf	7386 9th Line, RR3 Thornton, Ontario, L0L 2N0 Tel: 1-800-971-4870 Fax: 905-857-8215 Website: www.allianceagri-turf.com
C&M Seeds	6180 5th Line, Palmerston, ON, N0G 2P0 Tel: 1-888-733-9432 Website: www.redwheat.com
Elite Seeds	Available through your local Agromart Website: www.eliteseeds.ca
Pioneer® Seeds	c/o Corteva Agriscience, Box 730, 7398 Queen's Line, Chatham, ON, N7M 5L1 Website: www.pioneer.com
SeCan Association	400-300 Terry Fox Drive, Kanata, ON, K2K 0E3 Tel: 1-866-797-7874 Fax: 613-592-9497 Website: www.secan.com
Semican Inc	50 Boulevard Industriel, Princeville, QC, G6L 4P2 Tel: 1-819-362-8823 Website: www.semican.ca
Snobelen Farms	323 Havelock St, Lucknow, ON, N0G 2H0 Tel: 519-528-2092 Internet: www.snobelengrain.com
University of Guelph, OAC Research Innovation Office (RIO)	50 Stone Rd E, Guelph ON, N1G 2W1 tel: 1-519-8244120 ext 58488
University of Guelph, Ridgetown Campus	120 Main St E., Ridgetown, ON, N0P 2C0 tel: 1-519-674-1500