

# 2021

## **Ontario Spring Cereal Performance Trials** **Data collected in 2017-2021**

[www.gocrops.ca](http://www.gocrops.ca)



**Conducted by the Ontario Cereal Crop Committee**  
**Current as of March 1, 2022 v2**

## General Information:

Cereal Performance Trials are conducted annually by the Ontario Cereal Crops Committee (OCCC). For more information about the OCCC, go to the [GoCereals.ca](http://GoCereals.ca) website under “About Us”.



Spring wheat and barley trials are conducted at 8 locations. Oat trials are conducted at 7 locations. A map showing the testing area and trial locations for each crop can be found on [GoCereals.ca](http://GoCereals.ca) under “Performance”. Each trial consists of three replications and is managed according to the recommendations of the Ontario Ministry of Agriculture, Food and Rural Affairs. Detailed information about the practices used and explanations of the terms can be found on [GoCereals.ca](http://GoCereals.ca) under “Procedures: OCCC Trial Methods & Testing Procedures”. Trials are inspected by representatives of the OCCC after heading to ensure that they meet OCCC standards.

“Intensive” trials for spring cereals refers to trials that receive one or two applications of a foliar fungicide for the control of leaf diseases and/or Fusarium Head Blight. Fungicide treatments for spring wheat include a T1 (GS 30-31) and T3 (GS 60-65) application. Fungicide treatment for oats includes one T2 (GS 39) application. Fungicide treatment for barley includes one T3 application at head emergence (GS59). **The OCCC thanks the Grain Farmers of Ontario, BASF, Bayer and Syngenta for their financial support towards the intensive trials.**

The Yield Index reflects the performance of the variety relative to the average of the trials. Yield Indices are “Heritability Adjusted Relative Values” (HARV), which favour results from trial locations with high repeatability from rep to rep. For more information, see: [Yan, W. Use of HARV in Variety Trial Summaries](#). Index values differing by less than 3 within a column may not represent true differences in yield. Variety yield rankings may vary from year to year. Decisions are therefore best made using data with the greatest number of years.

Heading and Physiological Maturity Days vary from year to year and should only be used to indicate relative differences.

Not all traits are expressed in any given year or area. For traits not reported in a table, see other area trait tables for that crop or previous years’ performance trial reports. Head to Head comparisons on [GoCereals.ca](http://GoCereals.ca) website give multi-year data for all trait characteristics.

Plant Breeders’ Rights Status;   indicates varieties protected under PBR 91 or PBR78. Visit [www.pbrfacts.ca](http://www.pbrfacts.ca) to learn more.

### Abbreviations:

- Days = days from planting
- Fusarium Ratings: “Combined Fusarium Ratings” for spring wheat are based on BOTH Fusarium head blight ratings and deoxynivalenol (DON) levels from inoculated provincial trials. “DON Ratings” are based only on DON levels from inoculated provincial trials. Ratings are, MR=moderately resistant (best); MS=moderately susceptible; S=susceptible; HS=highly susceptible (worst)
- Other Ratings: For ratings 0 - 9, a high score is undesirable. Disease ratings are taken from naturally occurring infection.
- Spring Wheat Classes: hrs = hard red spring; efs = eastern feed spring; eow = (Canada Eastern Other Wheat) = does not meet quality standards for hrs; a = awned
- Barley: 2R = 2 Rowed, 6R = 6 Rowed

For more information contact:

Ellen Sparry, Trial Coordinator  
C&M Seeds  
Office# 519-343-3126  
Email: [esparry@redwheat.com](mailto:esparry@redwheat.com)

# 2021








## Ontario Spring Cereal Performance Trials

Conducted by the Ontario Cereal Crop Committee ♦ [www.gocereals.ca](http://www.gocereals.ca)

**Tables are hyperlinked – click on the table# to go directly to the desired table**



<u>Table#</u>	<u>Table</u>	<u>Page#</u>
<a href="#">1</a>	Spring Wheat Cumulative Yield Index	<a href="#">3</a>
<a href="#">1a</a>	Spring Wheat Cumulative Yield Index - Area 2 Intensive trials	<a href="#">4</a>
<a href="#">1b</a>	Spring Wheat Varietal Characteristics - Area 2	<a href="#">5</a>
<a href="#">1c</a>	Spring Wheat Cumulative Yield Index - Area 3 Intensive trials	<a href="#">6</a>
<a href="#">1d</a>	Spring Wheat Varietal Characteristics - Area 3	<a href="#">7</a>
<a href="#">1e</a>	Spring Wheat Cumulative Yield Index - Area 5 Intensive trials	<a href="#">8</a>
<a href="#">1f</a>	Spring Wheat Varietal Characteristics - Area 5	<a href="#">9</a>
<a href="#">2</a>	Spring Barley Cumulative Yield Index	<a href="#">10</a>
<a href="#">2a</a>	Spring Barley Varietal Characteristics - Area 2	<a href="#">11</a>
<a href="#">2b</a>	Spring Barley Varietal Characteristics - Area 3	<a href="#">12</a>
<a href="#">2c</a>	Spring Barley Varietal Characteristics - Area 5	<a href="#">13</a>
<a href="#">3</a>	Oat Cumulative Yield Index	<a href="#">14</a>
<a href="#">3a</a>	Oat Cumulative Yield Index - Area 2 Intensive trials	<a href="#">15</a>
<a href="#">3b</a>	Oat Cumulative Lodging Score - Area 2 Intensive trials	<a href="#">16</a>
<a href="#">3c</a>	Oat Varietal Characteristics - Area 2	<a href="#">17</a>
<a href="#">3d</a>	Oat Cumulative Yield Index - Area 3 Intensive trials	<a href="#">18</a>
<a href="#">3e</a>	Oat Cumulative Lodging Score - Area 3 Intensive trials	<a href="#">19</a>
<a href="#">3f</a>	Oat Varietal Characteristics - Area 3	<a href="#">20</a>
<a href="#">3g</a>	Oat Cumulative Yield Index - Area 5 Intensive trials	<a href="#">21</a>
<a href="#">3h</a>	Oat Cumulative Lodging Score - Area 5 Intensive trials	<a href="#">22</a>
<a href="#">3i</a>	Oat Varietal Characteristics - Area 5	<a href="#">23</a>
<a href="#">4a</a>	Spring Wheat Distributors	<a href="#">24</a>
<a href="#">4b</a>	Spring Barley Distributors	<a href="#">25</a>
<a href="#">4c</a>	Oat Distributors	<a href="#">26</a>
<a href="#">4d</a>	Distributor Contact Information	<a href="#">27</a>

**Table 1. 2021 Spring Wheat Performance Trial Cumulative Yield Index<sup>1</sup> Summary**

Cultivar	Class	Area 2					Area 3					Area 5				
		5 yr <sup>2</sup>	4 yr	3 yr	2 yr	2021	5 yr <sup>2</sup>	4 yr	3 yr	2 yr	2021	5 yr <sup>2</sup>	4 yr	3 yr	2 yr	2021
Furano	HRS						97	96	94	91	88	100	100	101	100	94
MAJOR	HRS						100	100	100	99	100	99	103	105	103	96
Fuzion	HRS						96	95	96	97	96	98	100	99	99	99
Wilkin 	HRS	108	105	105	102	94	101	101	99	97	97	98	92	91	91	97
AAC Scotia 	HRS-a	96	97	97	98	105	104	102	101	104	106	111	111	111	114	110
TOPAZE	HRS-a										96					
Raven 	HRS-a	117	112	113	112	114	108	107	108	104	103	107	106	107	106	102
Ventry	HRS-a	105	104	104	102	101	100	100	100	97	94					
AAC Synox 	HRS-a							100	100	102	102		91	89	91	95
Memphre	HRS-a									98	98					
Maida 	HRS-a									102	101				112	105
Agora	HRS				94	91				103	101				94	96
AAC Harlaka	HRS-a				97	101				98	97				89	95
Starlite 	HRS					96					100					100
Dagon 	EFS-a						106	104	104	101	102	101	104	106	109	101
Means (t/ha)		3.96	4.31	4.33	3.94	4.18	3.51	3.66	3.96	3.68	3.76	3.92	4.01	4.18	4.05	3.96
Means (bu/ac)		59	64	64	59	62	52	55	59	55	56	58	60	62	60	59
Locations		12	10	9	6	3	13	10	7	4	3	13	10	7	4	2





Notes:

1. Values differing by less than 3 within a column may not represent true differences in yield.
2. Cultivar yield ranking may vary from year to year. Decisions are therefore best made using data with the greatest number of years.

  = PBR Status; indicates varieties protected under PBR 91 or PBR 78. Visit [pbrfacts.ca](http://pbrfacts.ca) to learn more.

[Return to index..](#)

**Table 1a - Ontario Performance Trial; Spring Wheat 2021 Cumulative Yield Index<sup>1</sup>**  
**Intensive Trials**  
**Summary for Area 2, OCCC, October 2021**

Class	Variety	4-Year Index Fungicides		3-Year Index Fungicides		2-Year Index Fungicides		2021 Index Fungicides	
		No	Yes	No	Yes	No	Yes	No	Yes
hrs	Wilkin 	104 <sup>2</sup>	114	102	107	100	104	91	95
	AAC Scotia (awned) 	89	95	93	96	94	96	101	105
	Raven (awned) 	115	120	112	113	109	110	110	112
	Ventry (awned)	98	105	98	102	97	101	95	100
	Agora					92	99	90	101
	AAC Harlaka (awned)					94	95	97	96
	Starlite 							97	101
Means (t/ha)		3.78	4.21	4.26	4.55	3.97	4.18	4.32	4.59
Means (bu/ac)		56	63	63	68	59	62	64	68
Location-Years		8		6		4		2	

<sup>1</sup> Values differing by less than 3 within a column may not represent true differences in yield.





<sup>2</sup> Cultivar yield rankings may vary from year to year. Decisions are therefore best made using data with the greatest number of years.



PBR Status; indicates varieties protected under PBR 91 or PBR 78. Visit [pbrfacts.ca](http://pbrfacts.ca) to learn more.

[Return to Index ...](#)

**Table 1b - Ontario Spring Wheat Varietal Characteristics<sup>1</sup> Based on Data from Area 2, 2021**

Cultivar	Class	** Fusarium Data			Test Weight (kg/hL)	Protein (%)	1000 Kernel		Height (cm)	Heading (days)	Mildew (0-9) <sup>3</sup>	Leaf Septoria (0-9) <sup>3</sup>	Stripe Rust (0-9) <sup>3</sup>	Straw Yield Index
		Combined Fusarium Rating <sup>2</sup>	DON Rating <sup>2</sup>	Years			Weight (g)	Lodging (0-9) <sup>3</sup>						
Wilkin 	HRS	HS	S	6	72.5	14.3	33.4	0.0	80	64	0.6	5.3	0.0	110
AAC Scotia 	HRS-a	MR	MS	6	73.6	14.4	41.4	3.3	104	68	0.1	4.2	2.0	88
Raven 	HRS-a	MS	S	6	76.0	14.1	42.1	0.0	90	65	0.5	3.1	0.0	113
Ventry	HRS-a	MS	MR	6	75.6	15.6	43.3	0.0	95	63	0.0	4.8	0.0	110
Agora	HRS	S	HS	2	76.2	15.5	38.5	0.0	94	65	5.1	4.8	0.0	83
AAC Harlaka	HRS-a	MS	MS	2	76.0	15.9	42.7	0.0	92	64	1.9	5.8	0.0	97
Starlite 	HRS	HS	HS	1	76.5	15.2	41.8	0.0	95	64	5.7	4.3	0.0	98
Means					75.2	15.0	40.4	0.5	93	65	2.0	4.6	0.3	4.83 t/ha
Locations					3	2	2	2	3	3	3	2	1	1








Notes:

1. See Head to Head comparisons on GoCereals.ca website for multi-year data for trait characteristics.
2. MR=moderately resistant (best); MS=moderately susceptible; S=susceptible; HS=highly susceptible (worst)
3. For ratings 0-9, a high score is undesirable.

  = PBR Status; indicates varieties protected under PBR 91 or PBR 78. Visit pbrfacts.ca to learn more.

[!\[\]\(950a62bbddad88d64435fd35607dfc42\_img.jpg\) Return to index..](#)

**Table 1c - Ontario Performance Trial; Spring Wheat 2021 Cumulative Yield Index<sup>1</sup> Intensive Trials  
Summary for Area 3, OCCC, October 2021**

Class	Variety	5-Year Index Fungicides		4-Year Index Fungicides		3-Year Index Fungicides		2-Year Index Fungicides		2021 Index Fungicides	
		No	Yes	No	Yes	No	Yes	No	Yes	No	Yes
hrs	Furano	98 <sup>2</sup>	105	100	105	100	104	98	104	98	108
	MAJOR	94	102	95	101	98	102	94	100	95	103
	Fuzion	92	99	94	98	96	99	98	101	96	101
	Wilkin 	94	103	98	102	95	100	94	100	92	99
	AAC Scotia (awned) 	100	106	98	104	98	104	96	104	97	108
	TOPAZE (awned)									93	99
	Raven (awned) 	105	110	105	107	105	105	103	103	103	101
	Ventry (awned)	94	100	96	99	94	97	98	99	92	95
	AAC Synox (awned) 			98	102	99	102	98	103	95	102
	Memphre (awned)							98	100	99	104
	Maida (awned) 							104	108	102	113
	Agora							102	105	97	103
	AAC Harlaka (awned)							97	98	95	100
	Starlite 									94	100
efs	Dagon (awned) 	99	106	99	105	100	105	99	104	100	107
Means (t/ha)		4.52	4.97	4.94	5.22	4.98	5.25	4.50	4.80	5.52	6.01
Means (bu/ac)		67	74	74	78	74	78	67	71	82	89
Location-Years		5		4		3		2		1	








<sup>1</sup> Values differing by less than 3 within a column may not represent true differences in yield.

<sup>2</sup> Cultivar yield rankings may vary from year to year. Decisions are therefore best made using data with the greatest number of years.





PBR Status; indicates varieties protected under PBR 91 or PBR 78. Visit [pbrfacts.ca](http://pbrfacts.ca) to learn more.

**Table 1d - Ontario Spring Wheat Varietal Characteristics<sup>1</sup> Based on Data from Area 3, 2021**

Cultivar	Class	** Fusarium Data			1000								Leaf Rust (0-9) <sup>3</sup>	Leaf Septoria (0-9) <sup>3</sup>	Straw Yield Index
		Combined Fusarium Rating <sup>2</sup>	DON Rating <sup>2</sup>	Years	Test Weight (kg/hL)	Protein (%)	Kernel Weight (g)	Lodging (0-9) <sup>3</sup>	Height (cm)	Heading (days)	Maturity (days)	Mildew (0-9) <sup>3</sup>			
Furano	HRS	MS	MS	6	78.3	13.9	35.4	0.0	83	59	106	6.3	1.2	2.0	106
MAJOR	HRS	MR	MS	6	78.6	14.1	38.3	0.0	86	61	106	0.0	0.2	1.1	114
Fuzion	HRS	MS	MS	6	77.4	14.5	36.5	2.7	83	55	104	0.3	1.2	2.6	109
Wilkin 	HRS	HS	S	6	76.5	14.0	33.1	0.0	69	53	105	0.3	0.2	5.1	64
AAC Scotia 	HRS-a	MR	MS	6	76.9	13.6	39.5	3.3	84	59	104	0.5	1.7	3.1	107
TOPAZE	HRS-a	MS	S	6	76.5	14.4	31.5	0.0	84	62	106	0.7	1.5	3.1	110
Raven 	HRS-a	MS	S	6	78.1	13.9	38.2	0.0	76	57	104	0.5	0.2	2.8	100
Ventry	HRS-a	MS	MR	6	79.4	15.7	40.0	0.7	79	53	103	0.2	0.0	3.9	74
AAC Synox 	HRS-a	MR	MR	4	80.5	15.6	35.1	1.3	77	54	103	0.7	0.3	3.8	91
Memphre	HRS-a	MS	MS	2	78.4	14.2	32.5	0.7	79	58	106	0.8	0.5	2.2	115
Maida 	HRS-a	S	S	2	78.3	14.1	35.1	0.0	85	59	105	0.2	3.2	3.0	118
Agora	HRS	S	HS	2	79.5	15.0	36.6	0.0	81	54	105	0.3	0.7	4.0	101
AAC Harlaka	HRS-a	MS	MS	2	78.8	16.0	36.0	0.0	79	54	103	0.3	0.7	3.8	91
Starlite 	HRS	HS	HS	1	78.8	15.2	38.8	0.0	82	55	104	1.2	1.0	2.1	115
Dagon 	EFS-a	MS	MS	5	78.7	14.1	32.7	0.0	71	56	104	0.3	0.0	2.8	86
Means					78.3	14.6	35.9	0.6	80	57	105	0.8	0.8	3.0	2.78 t/ha
Locations					3	3	3	1	3	3	1	2	2	3	1

Notes:








1. See Head to Head comparisons on GoCereals.ca website for multi-year data for trait characteristics.
2. MR=moderately resistant (best); MS=moderately susceptible; S=susceptible; HS=highly susceptible (worst)
3. For ratings 0-9, a high score is undesirable.

  = PBR Status; indicates varieties protected under PBR 91 or PBR 78. Visit pbrfacts.ca to learn more.

[Return to Index ...](#)





**Table 1e - Ontario Performance Trial; Spring Wheat 2021 Cumulative Yield Index<sup>1</sup> Intensive Trials  
Summary for Area 5, OCCC, October 2021**

Class	Variety	5-Year Index Fungicides		4-Year Index Fungicides		3-Year Index Fungicides		2-Year Index Fungicides		2021 Index Fungicides	
		No	Yes	No	Yes	No	Yes	No	Yes	No	Yes
hrs	Furano	98 <sup>2</sup>	102	96	104	95	105	90	105	80	101
	MAJOR	101	99	103	104	104	105	100	106	87	100
	Fuzion	94	102	97	102	94	100	88	98	87	102
	Wilkin 	97	100	87	91	88	92	85	92	93	103
	AAC Scotia (awned) 	111	120	115	122	114	123	115	131	108	133
	Raven (awned) 	107	105	103	104	104	104	99	103	92	100
	AAC Synox (awned) 			90	89	89	88	92	92	94	98
	Maida (awned) 							118	117	104	111
	Agora							89	92	91	97
	AAC Harlaka (awned)							84	88	87	98
	Starlite 									102	104
efs	Dagon (awned) 	99	104	104	106	105	107	105	110	94	105
Means (t/ha)		3.82	3.99	3.8	3.89	4.15	4.24	4.16	4.43	4.38	4.95
Means (bu/ac)		57	59	57	58	62	63	62	66	65	74
Location-Years		5		4		3		2		1	








<sup>1</sup> Values differing by less than 3 within a column may not represent true differences in yield.

<sup>2</sup> Cultivar yield rankings may vary from year to year. Decisions are therefore best made using data with the greatest number of years.

  PBR Status; indicates varieties protected under PBR 91 or PBR 78. Visit [pbrfacts.ca](http://pbrfacts.ca) to learn more.



[Return to Index ...](#)

**Table 1f - Ontario Spring Wheat Varietal Characteristics<sup>1</sup> Based on Data from Area 5, 2021**

Cultivar	Class <sup>1</sup>	** Fusarium Data			1000						
		Combined Fusarium Rating <sup>2</sup>	DON Rating <sup>2</sup>	Years	Test Weight (kg/hL)	Protein (%)	Kernel Weight (g)	Height (cm)	Heading (days)	Maturity (days)	Straw Yield Index
Furano	HRS	MS	MS	6	73.9	13.4	31.1	87	61	97	111
MAJOR	HRS	MR	MS	6	71.7	13.4	31.6	89	61	100	134
Fuzion	HRS	MS	MS	6	75.1	14.0	31.5	91	57	95	117
Wilkin 	HRS	HS	S	6	75.9	13.8	30.3	69	56	93	62
AAC Scotia 	HRS-a	MR	MS	6	75.7	13.8	34.4	90	59	99	97
Raven 	HRS-a	MS	S	6	75.9	13.8	32.7	80	59	99	97
AAC Synox 	HRS-a	MR	MR	4	79.4	16.0	29.9	84	58	96	89
Maida 	HRS-a	S	S	2	76.5	14.1	34.1	90	57	99	102
Agora	HRS	S	HS	2	76.7	15.0	31.3	84	57	97	101
AAC Harlaka	HRS-a	MS	MS	2	77.5	15.8	31.3	83	57	94	78
Starlite 	HRS	HS	HS	1	77.3	14.1	33.3	86	57	95	113
Dagon 	EFS-a	MS	MS	5	76.4	13.0	27.9	72	59	99	98
Means					76.0	14.2	31.6	84	58	97	3.37 t/ha
Locations					2	1	2	2	2	2	2
















Notes:

1. See Head to Head comparisons on GoCereals.ca website for multi-year data for trait characteristics.
2. MR=moderately resistant (best); MS=moderately susceptible; S=susceptible; HS=highly susceptible (worst)
3. For ratings 0-9, a high score is undesirable.



  = PBR Status; indicates varieties protected under PBR 91 or PBR 78. Visit pbrfacts.ca to learn more.

[Return to Index ...](#)

**Table 2. 2021 Spring Barley Performance Trial Cumulative Yield Index<sup>1</sup> Summary**











Cultivar	Area 2					Area 3					Area 5				
	5 yr <sup>2</sup>	4 yr	3 yr	2 yr	2021	5 yr <sup>2</sup>	4 yr	3 yr	2 yr	2021	5 yr <sup>2</sup>	4 yr	3 yr	2 yr	2021
<b>2 Rowed</b>															
Bornholm	102	104	103	103	100	99	99	95	93	91			99	100	104
AAC Purpose 	100	101	99	99	99	97	98	97	98	96	100	98	96	91	84
Champion 				96	95	102	103	104	107	108			94	85	75
Corzo 							99	97	96	92		95	95	93	92
AAC Synergy 				99	104		93	96	96	97			100	100	95
Esma 				102	99				98	93				109	102
KWS Kellie 				88	85				99	95				94	81
AAC Connect 				90	94				88	91				89	82
RGT Planet 					87					89					82
<b>6 Rowed</b>															
Dignity	101	100	102	105	104	100	97	100	98	94					
OCEANIK						106	107	103	104	105	103	102	103	99	100
Harmony						106	109	107	108	112	97	98	95	96	102
Amberly	105	104	102	102	100	104	104	106	107	107		105	103	105	109
HY 621-6R	104	103	101	103	103	102	101	98	98	103			97	100	108
Chambly						107	105	104	105	107	102	101	100	104	106
AAC Vitality 	102	101	101	101	101	106	107	109	111	109	106	106	108	108	106
AAC Montrose 											98	97	97	91	98
Marden	103	101	101	104	102	96	93	92	88	96					
Baden	106	106	106	108	104	110	108	108	110	108	104	102	102	104	104
DS8126RB		110	111	111	113		112	112	117	117			107	102	100
AAC Bloomfield 							94	96	94	95		104	103	101	104
Sagamie							98	99	95	90					
Doriane 								106	108	105			106	104	110
Rafale				103	104			99	96	104			99	102	100
Ariber 									103	108				113	116
Massy 				103	101				108	112					
Tsunami 					104					98					104
Means (t/ha)	4.35	4.40	4.63	4.35	4.49	4.36	4.43	4.99	4.28	4.64	5.16	5.16	5.50	5.69	6.85
Means (bu/ac)	81	82	86	81	84	81	82	93	80	86	96	96	102	106	127
Locations	13	11	9	6	3	11	9	6	3	2	11	8	6	3	1

Notes:

1. Values differing by less than 3 within a column may not represent true differences in yield.
  2. Cultivar yield ranking may vary from year to year. Decisions are therefore best made using data with the greatest number of years
-   = PBR Status; indicates varieties protected under PBR 91 or PBR 78. Visit [pbrfacts.ca](http://pbrfacts.ca) to learn more.

[Return to Index ...](#)

**Table 2a - Ontario Spring Barley Varietal Characteristics<sup>1</sup> Based on Data from Area 2, 2021**

Cultivar	Class	1000					Net Blotch (0-9) <sup>2</sup>	Straw Yield Index
		Test Weight (kg/hL)	Kernel Weight (g)	Height (cm)	Lodging (0-9) <sup>2</sup>	Heading <sup>3</sup> (days)		
Bornholm	2R	64.7	40.7	62	5.3	61	1.7	90
AAC Purpose 	2R	60.0	45.0	77	7.0	61	2.0	122
Champion 	2R	62.7	43.6	66	5.7	61	1.0	83
AAC Synergy 	2R	59.0	39.6	66	5.3	60	1.7	112
Esma 	2R	58.2	37.9	58	6.7	61	1.3	83
KWS Kellie 	2R	56.1	36.5	55	8.0	62	2.3	82
AAC Connect 	2R	57.6	38.9	62	6.0	61	1.3	103
RGT Planet 	2R	57.6	38.1	60	4.3	61	3.3	75
Dignity	6R	57.7	37.9	75	1.7	60	1.3	93
Amberly	6R	59.4	39.4	78	4.0	63	1.0	118
HY 621-6R	6R	58.6	41.6	69	4.7	58	1.7	113
AAC Vitality 	6R	53.5	36.1	77	6.3	63	2.7	131
Marden	6R	59.7	40.9	69	2.3	56	1.7	79
Baden	6R	58.2	32.4	58	2.0	60	1.7	81
DS8126RB	6R	56.7	36.4	71	5.3	61	2.0	100
Rafale	6R	60.4	36.6	79	3.7	60	1.3	98
Massy 	6R	57.5	38.9	81	2.0	60	3.0	130
Tsunami 	6R	57.6	38.3	73	1.7	60	3.7	109
Means		58.6	38.8	69	4.6	60	1.9	6.80 t/ha
Locations		3	3	3	1	3	1	1















Notes:

1. See Head to Head comparisons on GoCereals.ca website for multi-year data for trait characteristics.
2. For ratings 0-9, a high score is undesirable.

  PBR Status; indicates varieties protected under PBR 91 or PBR 78. Visit pbrfacts.ca to learn more.

[Return to Index ...](#)

**Table 2b - Ontario Spring Barley Varietal Characteristics<sup>1</sup> Based on Data from Area 3, 2021**

Cultivar	Class	1000					Straw Yield Index
		Test Weight (kg/hL)	Kernel Weight (g)	Height (cm)	Heading (days)	Maturity (days)	
Bornholm	2R	66.9	44.1	55	61	99	93
AAC Purpose 	2R	62.8	51.5	67	62	101	108
Champion 	2R	66.6	46.9	53	63	101	140
Corzo 	2R	65.2	46.9	65	62	99	108
AAC Synergy 	2R	66.1	44.8	62	62	100	104
Esma 	2R	64.4	44.0	52	63	101	73
KWS Kellie 	2R	63.4	44.2	45	63	99	116
AAC Connect 	2R	64.1	45.4	55	62	100	119
RGT Planet 	2R	63.8	44.9	53	62	99	132
Dignity	6R	63.9	42.7	63	59	100	89
OCEANIK	6R	62.4	44.4	73	61	100	120
Harmony	6R	63.1	44.4	83	62	102	140
Amberly	6R	63.5	45.8	73	65	103	80
HY 621-6R	6R	62.2	43.7	62	58	101	80
Chambly	6R	61.1	43.3	65	61	103	88
AAC Vitality 	6R	60.1	43.6	68	64	102	121
Marden	6R	62.8	44.3	55	57	100	58
Baden	6R	62.1	37.4	58	60	99	73
DS8126RB	6R	62.8	44.1	67	63	101	90
AAC Bloomfield 	6R	61.4	41.1	62	60	102	98
Sagamie	6R	63.1	43.8	68	61	101	87
Doriane 	6R	64.4	46.2	75	65	103	112
Rafale	6R	64.4	43.2	60	60	102	90
Ariber 	6R	61.7	45.6	67	61	101	87
Massy 	6R	63.3	43.5	73	61	101	109
Tsunami 	6R	62.6	43.7	67	62	102	88
Means		63.4	44.4	63	61	101	2.70 t/ha
Locations		2	2	1	2	1	1















Notes:

1. See Head to Head comparisons on GoCereals.ca website for multi-year data for trait characteristics.
2. For ratings 0-9, a high score is undesirable.

  = PBR Status; indicates varieties protected under PBR 91 or PBR 78. Visit pbrfacts.ca to learn more.

[Return to Index ...](#)

**Table 2c - Ontario Spring Barley Varietal Characteristics<sup>1</sup> Based on Data from Area 5, 2021**

Cultivar	Class	1000		Height (cm)	Lodging (0-9) <sup>2</sup>	Stem Break (0-9) <sup>2</sup>	Heading <sup>3</sup> (days)	Maturity <sup>3</sup> (days)	Net Blotch (0-9) <sup>2</sup>	Spot Blotch (0-9) <sup>2</sup>	Straw Yield Index
		Test Weight (kg/hL)	Kernel Weight (g)								
Bornholm	2R	62.4	37.9	63	1.3	4.3	54	96	1.3	3.3	71
AAC Purpose 	2R	59.3	41.0	81	6.0	4.7	54	89	3.7	2.0	94
Champion 	2R	57.9	37.1	64	4.7	4.7	54	92	1.3	2.3	93
Corzo 	2R	62.6	42.6	81	2.3	3.0	54	92	2.3	2.7	112
AAC Synergy 	2R	58.6	36.8	68	4.0	2.7	55	91	1.0	2.3	116
Esma 	2R	58.5	40.1	59	1.7	3.0	54	94	1.3	3.3	104
KWS Kellie 	2R	58.0	32.9	63	2.0	6.0	57	88	2.0	3.0	73
AAC Connect 	2R	58.4	33.6	68	4.0	2.7	54	89	1.0	2.3	86
RGT Planet 	2R	57.7	35.8	72	2.7	5.3	54	90	1.0	3.3	79
OCEANIK	6R	58.8	36.3	68	3.3	1.7	54	90	3.7	2.3	99
Harmony	6R	62.1	41.1	85	2.0	0.3	54	92	1.7	2.0	135
Amberly	6R	60.8	40.5	72	2.3	0.7	58	95	1.7	2.3	90
HY 621-6R	6R	59.9	38.4	64	2.3	0.0	54	98	2.0	2.7	110
Chambly	6R	59.7	38.8	69	1.0	0.3	54	100	2.3	2.7	111
AAC Vitality 	6R	58.3	39.4	66	1.3	0.7	57	92	5.0	1.7	119
AAC Montrose 	6R	59.1	38.2	75	3.0	1.0	54	95	1.3	3.7	117
Baden	6R	58.4	31.0	52	2.0	1.3	54	90	1.7	3.3	61
DS8126RB	6R	58.7	38.5	69	3.7	1.7	54	97	1.0	2.3	120
AAC Bloomfield 	6R	59.0	36.1	71	3.0	1.3	54	93	1.7	2.3	96
Doriane 	6R	59.4	38.0	79	1.3	0.3	57	98	2.3	2.3	122
Rafale	6R	60.0	35.3	68	3.7	1.0	52	97	2.0	2.0	75
Ariber 	6R	57.3	36.4	73	2.0	1.0	54	92	2.0	2.0	81
Tsunami 	6R	60.4	36.5	68	1.7	0.0	54	96	2.0	3.0	138
Means		59.4	37.5	70	2.7	2.1	54	93	2.0	2.6	3.39 t/ha
Locations		1	1	1	1	1	1	1	1	1	1










Notes:

1. See Head to Head comparisons on GoCereals.ca website for multi-year data for trait characteristics.
2. For ratings 0-9, a high score is undesirable.

  = PBR Status; indicates varieties protected under PBR 91 or PBR 78. Visit pbrfacts.ca to learn more.

[Return to Index ...](#)

**Table 3. 2021 Oat Performance Trial Cumulative Yield Index<sup>1</sup> Summary**

Cultivar	Area 2					Area 3					Area 5				
	5 yr <sup>2</sup>	4 yr	3 yr	2 yr	2021	5 yr <sup>2</sup>	4 yr	3 yr	2 yr	2021	5 yr <sup>2</sup>	4 yr	3 yr	2 yr	2021
<b>Hulled</b>															
OAC Markdale	80	80	81	82	83	93	95	93	92	88					
RC Amaze	91	95	96	99	90	91	99	93	90	87					
Avatar						89	94	90	97	96					
Hidalgo											96	96	93	90	99
Vitality						91	96	97	96	96	99	98	96	96	101
AAC Bullet	97	94	91	95	83	106	98	97	91	90					
CDC Orrin 				101	101	108	111	106	104	102	100	100	97	98	96
AAC Richmond	98	96	93	95	96	98	97	102	106	108	106	107	106	105	104
AAC Oaklin	94	88	85	88	78	105	97	95	87	86	98	96	96	93	89
Akina 											103	104	102	100	98
AAC Nicolas 											103	102	102	107	109
AAC Banner 	112	109	109	98	98	110	107	110	103	104					
Kalio 								101	101	100		99	100	100	104
CDC Arborg 													101	99	105
AAC Chandler 													104	105	100
AAC Stature 				117	107	113			94	92					
AAC Reid 				128	127	125				110	113			94	96
Alise										102	102			101	98
Orford				105	105					104	105			96	97
Mistral															96
Means (t/ha)	3.66	3.61	3.74	3.62	3.75	3.72	3.81	4.26	4.03	4.22	5.05	4.90	5.15	4.86	4.78
Means (bu/ac)	96	95	98	95	98	98	100	112	106	111	133	129	135	128	126
Locations	14	11	9	6	3	9	7	5	3	2	13	10	7	4	2

Notes:





1. Values differing by less than 3 within a column may not represent true differences in yield.
2. Cultivar yield ranking may vary from year to year. Decisions are therefore best made using data with the greatest number of years

Rust races have overcome genetic resistance in the past 13 years, with some varieties being significantly impacted.

  PBR Status; indicates varieties protected under PBR 91 or PBR 78. Visit [pbrfacts.ca](http://pbrfacts.ca) to learn more.

[Return to Index ...](#)

**Table 3a - Ontario Performance Trial; Oat 2021 Cumulative Yield Index<sup>1</sup> Intensive Trials  
Summary for Area 2, OCCC, October 2021**

Hull Colour	Variety	5-Year Index Fungicides		4-Year Index Fungicides		3-Year Index Fungicides		2-Year Index Fungicides		2021 Index Fungicides	
		No	Yes	No	Yes	No	Yes	No	Yes	No	Yes
white	OAC Markdale	83 <sup>2</sup>	95	80	95	77	94	76	92	79	102
	RC Amaze	92	109	93	111	92	113	96	117	82	105
	AAC Bullet	95	110	91	111	90	113	94	115	80	109
	CDC Orrin 							96	109	98	120
	AAC Richmond	93	102	91	104	90	104	93	106	91	107
	AAC Oaklin	91	106	86	105	84	106	88	107	73	101
	AAC Banner 	96	105	93	105	92	106	85	98	89	105
	AAC Stature 					99	109	91	103	93	105
	AAC Reid 					113	117	115	116	107	110
	Orford							100	108	99	116
Means (t/ha)		3.86	4.33	3.78	4.39	3.86	4.54	3.71	4.29	4.01	4.88
Means (bu/ac)		101	114	99	115	101	119	97	113	105	128
Location-Years		9		7		6		4		2	

<sup>1</sup> Values differing by less than 3 within a column may not represent true differences in yield.

<sup>2</sup> Cultivar yield rankings may vary from year to year. Decisions are therefore best made using data with the greatest number of years.





Rust races have overcome genetic resistance in the past 13 years, with some varieties being significantly impacted.

  = PBR Status; indicates varieties protected under PBR 91 or PBR 78. Visit [pbrfacts.ca](http://pbrfacts.ca) to learn more.

[Return to Index ...](#)





**Table 3b - Ontario Performance Trial; Oat 2021 Cumulative Lodging Score<sup>1</sup> Intensive Trials  
Summary for Area 2, OCCC, October 2021**

Hull Colour	Variety	5-Year Lodging Score Fungicides		4-Year Lodging Score Fungicides		3-Year Lodging Score Fungicides		2-Year Lodging Score Fungicides		2021 Lodging Score Fungicides	
		No	Yes	No	Yes	No	Yes	No	Yes	No	Yes
		white	OAC Markdale	3.6 <sup>2</sup>	2.2	4.1	1.4	4.8	1.7	4.1	2.2
	RC Amaze	3.9	1.9	4.9	1.5	4.7	1.3	3.0	1.2	0.0	0.0
	AAC Bullet	3.4	1.8	3.8	1.0	4.4	1.1	3.7	1.2	2.3	0.3
	CDC Orrin 							3.4	1.7	1.7	0.3
	AAC Richmond	3.8	3.7	4.3	2.4	5.0	2.9	4.9	3.8	2.8	2.5
	AAC Oaklin	4.5	1.8	5.5	1.2	6.0	0.9	5.8	1.0	4.8	0.0
	AAC Banner 	4.1	4.0	3.8	3.4	4.2	3.7	5.0	5.5	3.0	4.0
	AAC Stature 					2.8	1.6	3.1	2.3	0.3	0.0
	AAC Reid 					1.3	0.8	2.1	1.1	0.5	0.0
	Orford							3.4	3.3	0.8	1.0
Means		3.5	2.5	3.9	1.8	4.3	1.8	3.9	2.3	1.7	0.8
Location-Years		8		6		5		3		2	





<sup>1</sup> Lodging scores range from 0 to 9. A high score is undesirable

<sup>2</sup> Cultivar lodging rankings may vary from year to year. Decisions are therefore best made using data with the greatest number of years.

  PBR Status; indicates varieties protected under PBR 91 or PBR78. Visit [pbrfacts.ca](http://pbrfacts.ca) to learn more.

[Return to Index ...](#)

**Table 3c - Ontario Oat Varietal Characteristics<sup>1</sup> Based on Data from Area 2, 2021**

Cultivar	Hull Colour	1000						Crown Rust (0-9) <sup>2</sup>	Straw Yield Index
		Test Weight (kg/hL)	Kernel Weight (g)	Heading (days)	Maturity (days)	Height (cm)	Lodging (0-9) <sup>2</sup>		
OAC Markdale	white	37.7	30.6	60	93	99	4.1	6.4	94
RC Amaze	white	39.6	30.7	57	87	85	3.0	7.2	98
AAC Bullet	white	38.2	32.6	61	90	96	4.6	6.7	92
CDC Orrin 	white	38.0	33.8	64	96	108	3.8	5.6	105
AAC Richmond	white	36.7	32.2	68	94	112	2.8	5.3	100
AAC Oaklin	white	37.8	32.3	62	92	97	6.2	6.8	84
AAC Banner 	white	37.3	28.7	65	97	97	4.2	2.3	100
AAC Stature 	white	44.0	32.0	61	93	85	1.9	1.9	104
AAC Reid 	white	43.1	32.6	65	94	109	1.1	1.7	131
Orford	white	39.1	28.9	66	91	103	1.7	5.5	92
Means		39.2	31.5	63	93	99	3.3	4.9	5.46 t/ha
Locations		3	3	3	1	2	3	3	1

Notes:






1. See Head to Head comparisons on GoCereals.ca website for multi-year data for trait characteristics.
2. For ratings 0-9, a high score is undesirable.



= PBR Status; indicates varieties protected under PBR 91 or PBR 78. Visit [pbrfacts.ca](http://pbrfacts.ca) to learn more.

[Return to Index ...](#)

**Table 3d - Ontario Performance Trial; Oat 2021 Cumulative Yield Index<sup>1</sup> Intensive Summary for Area 3, OCCC, October 2021**

Hull Colour	Variety	5-Year Index		4-Year Index		3-Year Index		2-Year Index		2021 Index		
		Fungicides		Fungicides		Fungicides		Fungicides		Fungicides		
		No	Yes	No	Yes	No	Yes	No	Yes	No	Yes	
white	OAC Markdale	86 <sup>2</sup>	99	89	98	85	98	88	95	77	95	
	RC Amaze	81	101	89	102	85	101	84	100	73	106	
	Avatar	82	103	93	107	90	108	96	107	92	110	
	Vitality	86	100	93	102	92	102	94	103	92	110	
	AAC Bullet	101	106	93	100	91	101	88	97	86	101	
	CDC Orrin 	101	109	103	108	103	110	101	110	91	111	
	AAC Richmond	95	109	97	107	97	109	102	106	101	107	
	AAC Oaklin	98	107	88	98	85	98	80	92	76	96	
	AAC Banner 	105	107	103	106	103	106	97	101	92	107	
	Kalio 					103	104	101	101	95	101	
	AAC Stature 							92	93	86	96	
	AAC Reid 							107	108	109	116	
	Alise							100	106	100	115	
	Orford							100	108	96	112	
	Means (t/ha)		4.07	4.62	4.22	4.66	4.44	4.97	4.32	4.74	4.97	5.84
	Means (bu/ac)		107	121	111	122	117	131	113	125	131	153
Location-Years		5		4		3		2		1		

<sup>1</sup> Values differing by less than 3 within a column may not represent true differences in yield.






<sup>2</sup> Cultivar yield rankings may vary from year to year. Decisions are therefore best made using data with the greatest number of years.

Rust races have overcome genetic resistance in the past 13 years, with some varieties being significantly impacted.

  PBR Status; indicates varieties protected under PBR 91 or PBR 78. Visit [pbrfacts.ca](http://pbrfacts.ca) to learn more.

[Return to Index ...](#)

**Table 3e - Ontario Performance Trial; Oat 2021 Cumulative Lodging Score<sup>1</sup> Intensive Summary for Area 3, OCCC, October 2021**

Hull Colour	Variety	4-Year Lodging Score Fungicides		3-Year Lodging Score Fungicides		2-Year Lodging Score Fungicides		2021 Lodging Score Fungicides	
		No	Yes	No	Yes	No	Yes	No	Yes
white	OAC Markdale	3.5 <sup>2</sup>	2.8	1.7	0.7	1.4	0.5	0.3	0.0
	RC Amaze	4.6	4.8	3.3	3.4	1.5	4.5	2.0	7.3
	Avatar			4.8	1.8	3.2	1.4	1.3	1.0
	Vitality			2.2	2.2	0.0	2.4	0.0	3.0
	AAC Bullet	3.3	2.5	1.9	1.6	2.1	2.3	1.7	3.3
	CDC Orrin 			3.8	1.9	3.7	2.3	3.3	1.3
	AAC Richmond	3.3	2.6	1.3	1.3	0.8	1.5	0.0	0.7
	AAC Oaklin	4.7	2.9	3.3	1.7	2.5	1.6	0.0	0.0
	AAC Banner 	3.8	2.6	2.1	1.0	1.8	0.9	2.7	0.0
	Kalio 			2.8	1.8	2.8	2.1	2.0	2.0
	AAC Stature 					1.7	0.9	2.3	0.0
	AAC Reid 					1.5	1.2	0.0	0.3
	Alise					1.8	0.6	0.0	0.0
	Orford					4.4	1.3	5.3	0.7
Means		4.5	3.2	2.8	1.6	2.1	1.6	1.6	1.3
Location-Years		4		3		2		1	






<sup>1</sup> Lodging scores range from 0 to 9. A high score is undesirable

<sup>2</sup> Cultivar lodging rankings may vary from year to year. Decisions are therefore best made using data with the greatest number of years.




PBR Status; indicates varieties protected under PBR 91 or PBR78. Visit

**Table 3f - Ontario Oat Varietal Characteristics<sup>1</sup> Based on Data from Area 3, 2021**

Cultivar	Hull Colour	Test Weight (kg/hL)	1000 Kernel Weight (g)	Heading (days)	Maturity (days)	Height (cm)	Lodging (0-9) <sup>2</sup>	Crown Rust (0-9) <sup>2</sup>	Straw Yield Index
OAC Markdale	white	50.2	32.1	62	101	73	0.3	6.2	83
RC Amaze	white	51.9	34.5	56	100	66	2.0	6.5	60
Avatar	white	52.4	34.0	64	103	73	1.3	4.5	99
Vitality	white	50.2	37.0	62	102	73	0.0	3.0	98
AAC Bullet	white	51.1	36.0	62	102	69	1.7	3.7	100
CDC Orrin 	white	50.6	37.6	64	104	75	3.3	4.8	101
AAC Richmond	white	52.2	36.7	68	105	85	0.0	3.5	109
AAC Oaklin	white	49.9	34.7	62	101	68	0.0	4.7	82
AAC Banner 	white	51.4	35.7	67	105	72	2.7	2.5	142
Kalio 	white	50.9	35.9	62	101	70	2.0	2.0	111
AAC Stature 	white	53.8	35.0	62	103	57	2.3	2.0	81
AAC Reid 	white	52.1	35.7	65	102	78	0.0	0.8	137
Alise	white	50.2	36.7	66	103	79	0.0	4.7	89
Orford	white	50.6	35.0	67	102	74	5.3	3.5	108
Means		51.2	35.5	63	102	72	1.5	3.7	2.73 t/ha
Locations		2	2	2	1	2	1	2	1








Notes:

1. See Head to Head comparisons on GoCereals.ca website for multi-year data for trait characteristics.
2. For ratings 0-9, a high score is undesirable.

  = PBR Status; indicates varieties protected under PBR 91 or PBR 78. Visit [pbrfacts.ca](http://pbrfacts.ca) to learn more.

[Return to Index ...](#)

**Table 3g - Ontario Performance Trial; Oat 2021 Cumulative Yield Index<sup>1</sup> Intensive Trials  
Summary for Area 5, OCCC, October 2021**

Hull Colour	Variety	5-Year Index Fungicides		4-Year Index Fungicides		3-Year Index Fungicides		2-Year Index Fungicides		2021 Index Fungicides	
		No	Yes	No	Yes	No	Yes	No	Yes	No	Yes
white	Hidalgo	95 <sup>2</sup>	99	95	100	93	97	88	95	99	101
	Vitality	96	101	94	100	94	99	94	102	98	100
	CDC Orrin 	99	98	98	98	98	96	98	98	95	98
	AAC Richmond	104	103	105	107	105	106	105	105	106	107
	AAC Oaklin	94	96	91	95	90	96	89	95	86	93
	Akina 	101	99	100	98	100	99	99	98	96	98
	AAC Nicolas 	105	105	104	104	104	104	108	110	110	109
	Kalio 			99	106	100	107	101	110	104	109
	CDC Arborg 					98	99	95	99	103	106
	AAC Chandler 					99	102	100	105	95	99
	AAC Reid 							98	98	96	99
	Alise							96	101	95	107
	Orford							90	93	91	92
	Mistral									94	88
Means (t/ha)		5.16	5.28	4.99	5.18	5.19	5.34	5.19	5.47	5.58	5.81
Means (bu/ac)		135	139	131	136	136	140	136	144	147	153
Location-Years		5		4		3		2		1	

<sup>1</sup> Values differing by less than 3 within a column may not represent true differences in yield.








<sup>2</sup> Cultivar yield rankings may vary from year to year. Decisions are therefore best made using data with the greatest number of years.

Rust races have overcome genetic resistance in the past 13 years, with some varieties being significantly impacted.

  = PBR Status; indicates varieties protected under PBR 91 or PBR 78. Visit [pbrfacts.ca](http://pbrfacts.ca) to learn more.

[Return to Index ...](#)

**Table 3h - Ontario Performance Trial; Oat 2021 Cumulative Lodging Score<sup>1</sup> Intensive Summary for Area 5, OCCC, November 2021**

Hull Colour	Variety	4-Year Lodging Score Fungicides		3-Year Lodging Score Fungicides		2-Year Lodging Score Fungicides		2021 Lodging Score Fungicides	
		No	Yes	No	Yes	No	Yes	No	Yes
white	Hidalgo	2.3 <sup>2</sup>	1.8	2.0	1.6	3.0	2.3	3.0	2.7
	Vitality	2.7	2.3	2.0	1.9	2.6	2.3	2.7	2.3
	CDC Orrin 	1.5	1.9	1.0	1.7	1.3	2.3	1.3	2.3
	AAC Richmond	3.3	2.7	2.8	2.2	2.6	1.8	3.0	2.3
	AAC Oaklin	1.8	2.2	1.2	1.8	1.8	2.4	3.3	3.3
	Akina 	1.1	1.2	0.7	0.6	1.0	0.9	2.0	1.0
	AAC Nicolas 	1.4	1.5	0.9	1.0	1.3	1.5	2.3	1.7
	Kalio 			2.7	2.8	3.8	3.9	3.3	5.0
	CDC Arborg 			0.7	0.8	0.8	1.3	1.0	2.0
	AAC Chandler 			1.4	1.2	2.1	1.8	3.0	3.0
	AAC Reid 					1.8	1.0	2.3	1.0
	Alise					1.1	0.5	1.5	1.0
	Orford					3.9	4.1	4.0	3.7
	Mistral							3.0	2.0
Means		2.4	2.3	1.6	1.6	2	2	2.2	2.2
Location-Years		4		3		2		1	

<sup>1</sup> Lodging scores range from 0 to 9. A high score is undesirable








<sup>2</sup> Cultivar lodging rankings may vary from year to year. Decisions are therefore best made using data with the greatest number of years.



PBR Status; indicates varieties protected under PBR 91 or PBR78. Visit [pbrfacts.ca](http://pbrfacts.ca) to learn more.

[Return to Index ...](#)

**Table 3i - Ontario Oat Varietal Characteristics<sup>1</sup> Based on Data from Area 5, 2021**

Cultivar	Hull Colour	1000						Crown Rust (0-9) <sup>2</sup>	Straw Yield Index
		Test Weight (kg/hL)	Kernel Weight (g)	Heading (days)	Maturity (days)	Height (cm)	Lodging (0-9) <sup>2</sup>		
Hidalgo	white	43.4	27.0	61	95	77	3.0	3.0	101
Vitality	white	41.6	28.7	60	96	84	2.7	1.3	101
CDC Orrin 	white	43.3	30.9	61	97	81	1.3	2.3	107
AAC Richmond	white	44.5	30.4	67	97	95	3.0	2.0	114
AAC Oaklin	white	42.5	28.4	60	95	80	3.3	3.0	81
Akina 	white	40.1	26.9	62	95	77	2.0	2.3	79
AAC Nicolas 	white	41.8	27.4	63	95	84	2.3	2.3	92
Kalio 	white	41.7	26.9	57	94	82	3.3	1.7	89
CDC Arborg 	white	43.2	29.0	61	95	92	1.0	3.0	102
AAC Chandler 	white	41.8	26.4	64	97	73	3.0	2.3	79
AAC Reid 	white	43.0	28.6	61	96	88	2.3	1.0	127
Alise	white	41.8	29.2	65	98	90	1.5	2.0	106
Orford	white	42.8	26.9	64	95	89	4.0	1.7	97
Mistral	white	42.2	28.6	57	97	80	3.0	2.3	124
Means		42.4	28.2	62	96	84	2.6	2.2	4.50 t/ha
Locations		2	2	2	2	2	1	1	2








Notes:

1. See Head to Head comparisons on GoCereals.ca website for multi-year data for trait characteristics.
2. For ratings 0-9, a high score is undesirable.

  = PBR Status; indicates varieties protected under PBR 91 or PBR 78. Visit pbrfacts.ca to learn more.



**Table 4a - Ontario Spring Wheat Distributors 2021**
















Class <sup>1</sup>	Variety	Distributor
hrs	Furano	C & M Seeds
	MAJOR	Synagri
	Fuzion	Semences Prograin Inc
	Wilkin 	C & M Seeds
	AAC Scotia (awned) 	Semican Inc
	TOPAZE (awned)	Pedigrain
	Raven (awned) 	C & M Seeds
	Ventry (awned)	SeCan Association
	AAC Synox (awned) 	Synagri
	Memphre (awned)	Pedigrain
	Maida (awned) 	Elite Seeds
	Agora	Semican Inc
	AAC Harlaka (awned)	Semican Inc
Starlite 	Snobelen Farms/Marc Bercier Cleaning Inc	
efs	Dagon (awned) 	Elite Seeds

Notes:

1. hrs = hard red spring, efs = eastern feed spring.

  = PBR Status; indicates varieties protected under PBR 91 or PBR 78. Visit [pbrfacts.ca](http://pbrfacts.ca) to learn more.

**Table 4b - Ontario Barley Distributors 2021**

Class <sup>1</sup>	Variety	Distributor
2r	Bornholm	Alliance Agri-Turf/Beatty Seeds/Snobelen Farms
	AAC Purpose 	Snobelen Farms Ltd
	Champion 	Semican Inc
	Corzo 	Elite Seeds
	AAC Synergy 	Semican Inc
	Esma 	SeCan Association
	KWS Kellie 	Cribit Seeds
6r	AAC Connect 	Semican Inc
	RGT Planet 	Semican Inc
	Dignity	SeCan Association
	OCEANIK	Synagri
	Harmony	Synagri
	Amberly	Rosebank Seed Farms Ltd.
	HY 621-6R	Alliance Agri-Turf/Beatty Seeds/Snobelen Farms
	Chambly	Semences Prograin Inc
	AAC Vitality 	Advantage Seed Growers
	AAC Montrose 	SeCan Association
	Marden	SeCan Association
	Baden	SeCan Association
	DS8126RB	Alliance Agri-Turf/Beatty Seeds/Snobelen Farms
	AAC Bloomfield 	Elite Seeds
Sagamie	Pedigrain	
Doriane 	Elite Seeds	
Rafale	Semican Inc	
Ariber 	Marc Bercier Cleaning Inc	
Massy 	Snobelen Farms Ltd	
Tsunami 	Semican Inc	










Notes:



1. 2r = 2 Row, 6r = 6 Row

  = PBR Status; indicates varieties protected under PBR 91 or PBR 78. Visit [pbrfacts.ca](http://pbrfacts.ca) to learn more.

[Return to Index ...](#)

**Table 4c - Ontario Oat Distributors 2021**

Class	Variety	Distributor
hulled	OAC Markdale	Rosebank Seed Farms Ltd.
	RC Amaze	Rosebank Seed Farms Ltd.
	Avatar	Pedigrain
	Hidalgo	Synagri
	Vitality	Synagri
	AAC Bullet	SeCan Association
	CDC Orrin 	Semican Inc
	AAC Richmond	Semican Inc
	AAC Oaklin	C & M Seeds
	Akina 	Elite Seeds
	AAC Nicolas 	SeCan Association
	AAC Banner 	SeCan Association
	Kalio 	Elite Seeds
	CDC Arborg 	Semican Inc
	AAC Chandler 	SeCan Association
	AAC Stature 	SeCan Association
	AAC Reid 	Alliance Agri-Turf
	Alise	Marc Bercier Seed Cleaning
	Orford	Semican Inc
	Mistral	Synagri

  = PBR Status; indicates varieties protected under PBR 91 or PBR 78. Visit [pbrfacts.ca](http://pbrfacts.ca) to learn more.

[Return to Index ...](#)

**Table 4d - Distributor Contact Information**

Distributor	Address
Advantage Seed Growers	P.O. Box 351, Lucknow, ON, N0G 2H0 Tel: 519-440-6406 Fax: 519-812-1010 Website: www.advantageseeds.com
Alliance Agri-Turf	7386 9th Line, RR3 Thornton, Ontario, L0L 2N0 Tel: 1-800-971-4870 Fax: 905-857-8215 Website: www.allianceagri-turf.com
Beatty Seeds Ltd	289 County Road 12, PO Box 358, Bloomfield, Ontario, K0K 1G0 Tel: 1-613-393-2333 Fax: 1-613-393-1038 Website: www.beattyseeds.com
C&M Seeds	6180 5th Line, Palmerston, ON, N0G 2P0 Tel: 1-888-733-9432 Fax: 519-343-3792 Website: www.redwheat.com
Cribit Seeds	265 Katherine St S, West Montrose, ON, N0B 2V0 Tel: 1-519-664-3701 Website: www.cribit.com
Elite Seeds	Available through your local Agromart Tel: 519-282-6701 Website: www.eliteseeds.ca
Marc Bercier Cleaning Inc	251 Caledonia Rd, Saint Isidore, ON, K0C 2B0 Tel: 1-613-524-2981 Website: marcbercier.com
Pedigrain	5175 Boul. Laurier Est, St Hyacinthe, QC, J2R 2B4 Tel: 819-347-7502 Fax: 450-799-3229
Rosebank Seed Farms Ltd	7340 Perth Line, Staffa, ON, N0K 1Y0 Tel: 1-519-345-2697 www.rosebankseeds.ca
SeCan Association	400-300 Terry Fox Drive, Kanata, ON, K2K 0E3 Tel: 1-866-797-7874 Fax: 613-592-9497 Website: www.secan.com
Semences Prograin	145 Bas Rivière Nord, St Césaire, QC, J0L 1T0 Tel: 1-800-817-3732 Fax: 450-469-4547 Website: www.semencesprograin.com
Semican Inc	366, Rang 10, Plessisville, QC, G6L 2Y2 Tel: 1-866-362-3385 Fax: 819-362-3385 Website: www.semican.ca
Snobelen Farms Ltd	323 Havelock Street, Lucknow, Ontario, N0G 2H0 Tel: 1-519-528-2092 Fax: 1-519-528-3542 Website: www.snobelengrain.com
Synagri	5175 Boul. Laurier Est, St Hyacinthe, QC, J2R 2B4 Tel: 450-799-3226 Fax: 450-799-3229 Website: www.synagri.ca